

Roundsling Hook RH

The RH-hook is the perfect load connection solution, combining the advantages of both soft lifting slings and grade 100 components. It can be inserted into a softsling and is quicker and safer to use than the commonly used shackle. The RH-hook is a connector as well as a hook, which gives the user increased flexibility, safer use and increased durability of the soft slings.

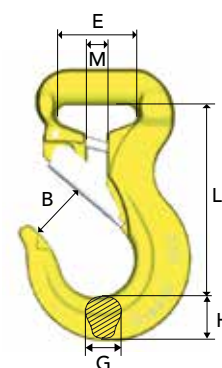
The RH-hook comes with a blocking pin, but thanks to the narrow opening it may be used without blocking pin.

The roundsling hooks are colour coded in order to match the corresponding size of the roundsling:
Red=5T / Yellow=3T / Green=2T / Violet=1T



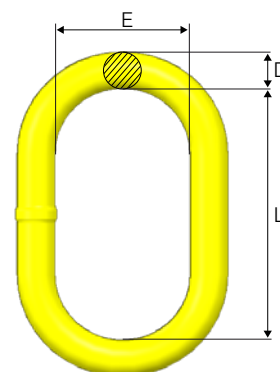
2

Art. no.	Code	WLL tonnes*	B	E	G	L	H	M	Weight kgs
B14490	RH-1-10	1	24	35	16.6	84	19	8	0.5
B14491	RH-2-10	2	28	40	17	96	22	10	0.7
B14492	RH-3-10	3	33	47	24	117	30	12	1.3
B14493	RH-5-10	5	43	73	27	155	36	16.5	3.2



Master Link M

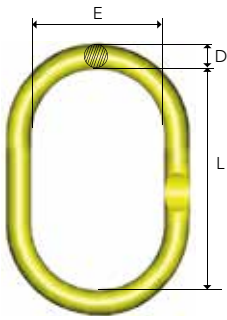
Art. no.	Code	WLL tonnes (SF 5:1)		L	E	D	Weight kgs
		EN 1677-4	A-952/A952M ASME B30.26				
Z101271	M-6-10	1.5	1.5	100	60	11	0.2
Z101272	M-86-10	2.5	3.2	125	70	14	0.4
Z101273	M-108-10	4.0	5.2	140	80	17	0.8
Z101274	M-13-10	5.4	5.6	150	90	19	1.0
Z101267	M-1310-10	7.5	8.0	160	95	22	1.5
Z101268	M-1613-10	10.0	13.6	190	110	28	2.8
Z101247	M-19-10	12.0	16.0	200	120	30	3.5
Z101269	M-2016-10	17.0	20.6	240	140	34	5.2
Z101270	M-2220-10	25.0	30.9	250	150	40	7.3
Z101275	M-2622-10	28.0	32.0	250	150	42	8.7
Z101284	M-32-10	33.0	38.6	300	180	45	11.7
Z101276	M-3226-10	43.0	46.6	300	200	50	14.8
Z101277	M-3632-10	56.0	65.0	350	200	55	20.7
Z101278	M-4536-10	70.0	72.7	375	210	60	26.4
Z101279	M-90T-10	90.0	100.0	450	250	70	42.8
Z101280	M-125T-10**	125.0	125.0	450	260	80	57.0



** Dimension L and E not acc. to EN 1677-4.

Master Link MF

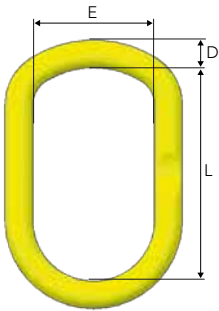
For 1-, 2-, 3- and 4-leg slings. 3- and 4 leg chain slings require CLD / CGD



Art. no.	Code	WLL tonnes (SF 5:1)		For chain size, mm			L	E	D	Weight kgs
		EN 1677-4	A-952/A952M ASME B30.26	1-leg	2-leg	3-4-leg				
B14487	MF-6-10	1.5	1.5	6			100	60	11	0.2
B14481	MF-86-10	2.5	3.2	6, 8	6	-	125	70	14	0.4
B14482	MF-108-10	4.0	5.2	10	8	6	140	80	17	0.8
B14483	MF-1310-10	7.5	8.0	13	10	8	160	95	22	1.5
B14484	MF-1613-10	10.0	13.6	16	13	10	190	110	28	2.8
B14485	MF-2016-10	17.0	20.6	20	16	13	240	140	34	5.2
B14486	MF-2220-10	25.0	30.9	22	20	16	250	150	40	7.3

Master Link MFH

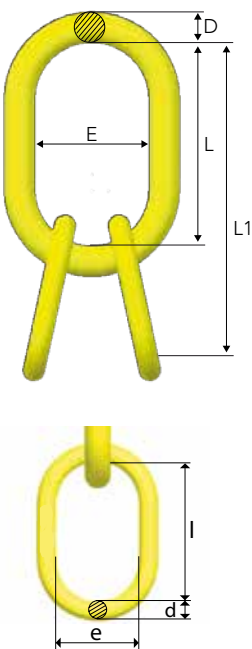
Designed for crane hooks, DIN 15401. 3- and 4 leg chain slings require CLD / CGD



Art. no.	Code	WLL tonnes (SF 5:1)		For chain size, mm			L	E	D	DIN 15401	DIN 15402	Weight kgs
		EN 1677-4	A-952/A952M ASME B30.26	1-leg	2-leg	3-4 leg						
Z101262	MFH-1310-10	7.5	8.0	13	10	8	230	125	22	≤ 12	≤ 16	1.9
Z101263	MFH-1613-10	10.0	13.6	16	13	10	250	135	28	≤ 12	≤ 16	3.2
Z101264	MFH-2016-10	17.0	20.6	20	16	13	280	135	32	≤ 16	≤ 20	4.6
Z101265	MFH-2220-10	28.0	30.9	22	20	16	320	175	40	≤ 25	≤ 32	8.6
Z101266	MFHW-2220-10	25.0	25.0	22	20	16	355	225	40	≤ 50	≤ 63	9.9

Master Link with Sublinks, MT

Designed for use with chain or wire rope. For 3- and 4-leg slings



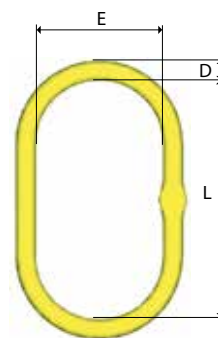
Art. no.	Code	WLL tonnes (SF 5:1)		L1	L	E	D	I	e	d	Weight kgs
		EN 1677-4	A-952/A952M ASME B30.26								
Z100902	MT-6-10	3.5	5.0	270	150	90	19	120	70	14	1.8
Z100903	MT-8-10	5.2	8.0	300	160	95	22	140	80	17	3.0
Z101359	MT-9-10	6.9	9.7	340	190	110	28	150	90	19	4.9
Z100904	MT-10-10	11.5	16.0	360	200	120	30	160	95	22	6.4
Z100905	MT-13-10	17.0	26.0	440	250	150	40	190	110	28	14.2
Z100906	MT-16-10	28.0	35.0	500	300	200	50	200	120	32	23
Z101074	MT-20-10	35.0	50.0	550	300	200	55	250	150	40	31.5
Z101281	MT-22-10	53.0	75.0	610	350	200	60	260	140	45	46
Z101282	MT-26-10	70.0	100.0	730	450	250	70	280	160	50	71
Z101283	MT-32-10	90.0	125.0	730	450	260	80	280	160	55	91

Master Link, MFX

Oversized, for 1- and 2-leg slings

Art. no.	Code	WLL tonnes (SF 5:1)		For chain 1-leg	For chain 2-leg	L	E	D	Weight kgs
		EN 1677-4	A-952/A952M ASME B30.26						
Z100550	MFX-108-10	4.25	5.2	8, 10	8	340	180	25	3.7
Z100551	MFX-1310-10	7.5	8.0	13	10	340	180	28	4.7
Z100552	MFX-1613-10	11.2	13.6	16	13	340	180	34	7.1
Z101125	MFX-2016-10	16.0	20.6	20	16	340	180	40	9.6

Designed for use with CL, CLD, CG and CGD.

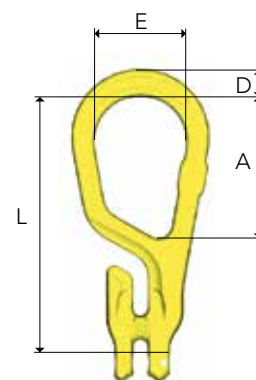


2

Master Grab MG

"All-in-one" compact top link

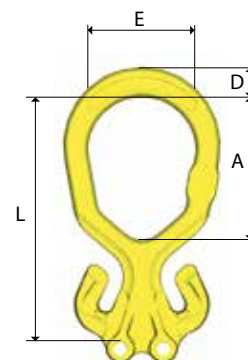
Art. no.	Code	WLL tonnes*	L	A	E	D	Weight kgs
B14710	MG-6-10	1.5	145	88	60	15	0.5
B14711	MG-8-10	2.5	171	92	60	18	0.9
B14712	MG-10-10	4.0	211	113	75	22	1.8
B14713	MG-13-10	6.7	261	138	90	26	3.5
B14714	MG-16-10	10.0	311	157	105	31	6.1



Master Grab Duo MGD

"All-in-one" compact top link for 2-leg slings

Art. no.	Code	WLL tonnes*	L	A	E	D	Weight kgs
B14700	MGD-6-10	2.1	144	90	60	17	0.7
B14701	MGD-8-10	3.5	171	100	75	21	1.3
B14702	MGD-10-10	5.6	211	124	90	24	2.3
B14703	MGD-13-10	9.5	262	149	105	31	5.2
B14704	MGD-16-10	14.0	310	175	120	35	7.9



Coupling Link G

Art. no.	Code	WLL tonnes*	L	B	F	A	C	Weight kgs
Z100821	G-6-10	1.5	45	15	7	8	16	0.1
Z101358	G-7-10	2.0	56	18	9	11	22	0.2
Z100822	G-8-10	2.5	56	18	9	11	22	0.2
Z100823	G-10-10	4.0	68	25	12	13	26	0.3
Z100824	G-13-10	6.7	89	29	15	17	33	0.7
Z100825	G-16-10	10.0	106	36	19	20	40	1.4
Z101119	G-20-10	16.0	125	43	23	26	44	2.2
Z101339	G-22-10	20.0	152	50	26	28	59	3.5
Z101365	G-26-10	27.0	161	58	32	34	61	5.7
Z101666	G-32-10	40.0	200	70	38	40	77	9.5

