

WIRE ROPE

New paradigm for your business

D|S|R DSR CORP
DSR WIRE CORP

HOME PAGE www.DSR.com

E-MAIL sales@dsr.com

SEOUL OFFICE 145, Teheran-ro, Gangnam-gu, Seoul, Korea
Tel 82-2-3420-3500 Fax 82-2-3420-3600

NEWYORK OFFICE 107 Northern Boulevard, Suite 401 Great Neck, NY 11021, USA
Tel 1-631-427-2600 Fax 1-631-427-4950

EUROPE OFFICE Graf Adolf Str.98, 40210 Dusseldorf, Germany
Tel 49-211-1649906 Fax 49-211-1649909

OSAKA OFFICE Astro Shinosaka Bldg. Room No.805 5-7-18 Nishinakajima
Yodokawa-ku Osaka 532-0011, Japan
Tel 81-6-6885-2750 Fax 81-6-6885-2751

D|S|R

DSR in association with customers



COMPANY WORKING WITH CUSTOMERS

DSR is committed to our customers' needs, and we will always place our customers' considerations before our own. Our customer care and manufacturing divisions have been structured to honor this commitment, bringing together best systems and quality products for customer satisfaction. Our goal is to keep our customers satisfied products and services.



VISION

To create value for the customer based on respect, sincerity, and consistency we shall walk with the customer with an eye towards the future that will bring value growth for our customers



QUALITY ASSURANCE SYSTEM

DSR is striving to reach the perfection of the quality. To achieve this goal, we have in-place quality assurance system, under which we reach the requirements of ISO 9001, TS16949, CE, KS, JIS, Lloyd's, ABS, DNV, NK, CCS, API, BV certificates and more.



TOTAL SOLUTIONS! DSR

We produce and sales in whole categories of rope and wire industry(steel, stainless, fiber). With us, you don't have to waste your time to find what you want. Also we are providing the fastest business services and after services to meet the satisfaction of your convenience.



MAINTAINING PERFECT PRODUCT QUALITY SYSTEM

DSR products quality is still on improving, by running individual R&D facilities. We have got certification of ISO 9001, TS16949, permission of marking JIS and CE mark, admission of factory from classifications, such as KR, LLOYD'S, ABS, DNV, BV, CCS, API, GL.



PURSuing ENDLESS INNOVATION

DSR has founded technical laboratory individually, to develop our unique fiber, high carbon steel wire & wire rope, and also for stainless wire & wire rope. Through this innovative mind, we create and guarantee our technology of wire rope and stainless steel wire.(KR, KS, ISO 9001, TS16949 Certificated)



YOU CAN MEET DSR OVER THE WORLD

Items from DSR have been widely recognized so that you can meet DSR in hundreds of countries through the five oceans and the six continents as we encourage our brand power.



LEADING THE INDUSTRY

With 50 years long carrier, DSR posses high quality certification in fiber, wire and wire rope industry, such as TS16949, ISO 9001, KS, KR, API, LLOYD'S, ABS, BV, DNV, CCS, GL. By developing special items, we always considerate to meet customer's satisfaction, and drawing DSR into world wide and into your mind.

CONTENTS

04

PowerMax Rope

05 PowerMax Rope

06

POWERACT Rope

07 Tower Crane

08 Tower Crane | Deck Crane | Special Crane

09

POWERFLEX Rope

10 Tower Crane

12 Crane | Fishing | Mining

14

POWERTEC Rope

15 Tower Crane

16 Special Crane

17

POWERFIL Rope

18 Special Crane | Harbor Crane

19

SAS Rope

20 Crane | Hoist | Deck Crane

21

Flextec Rope

22 Tower Crane | Special Crane

23

Flexfil Rope

24 Special Crane

25

POWERLIFT Rope

26 Tower Crane

28 General Purpose

29 Crane | Drilling | General Engineering

30

Elevator / Swaged Rope

31 Elevator | Logging | Sky Line

32

General Purpose

33 Bundling | Guard Cable | Zin-Coated Wire Strands

34 Lashing | Sling | Mining | Fishing

36 General Purpose

37

Stainless Steel Wire Rope

38 Aircraft Cable

39 P.V.C Coated | Powerflex Cable | Non-Rotating

40 Stainless Steel Wire Rope

42

Rope Selection by Crane Application

42 Tower Crane | Crawler Crane | Quay Crane / Unloader Crane

43 Transfer Crane | Deck Crane | Overhead Travelling Crane | Goliath Crane

PowerMax Rope

• WORLD BEST HIGH QUALITY

Through DSR Wire Corp's unique drawing technique, our wire ropes ensure high ductility, our wire ropes consist of very fine microstructure, due to newest and brand new model of heat treatment equipment and unique technique.

• BEST QUALITY OF COMPONENT WIRE ROPE AND EXCELLENT LIFE TIME

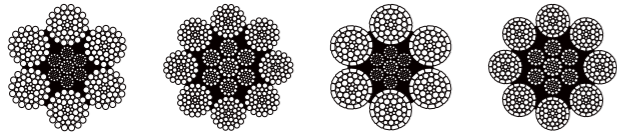
DSR wire ropes provide satisfactory quality in anti-fatigue and high breaking strength, therefore our wire ropes which guarantee over 20% longer lifetime will fit to customers' special needs.

• HIGH STRUCTURAL STABILITY

Accumulated experience for Lubrication and Rope Construction.

PowerMax Rope is the DSR's own brand name for large diameter wire ropes used for offshore industry and various mining applications.

PowerMax Rope



© Properties



COMPACTED



NON-ROTATING



LARGE DIAMETER



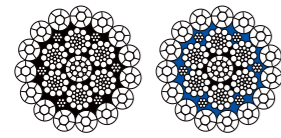
PowerMax Rope

Nominal Dia.		Offshore Powerlift 6, Powerlift 8 (Metric Ton)					Approx Weight 6×ROPE	Approx Weight 8×ROPE	Offshore Powerflex 6, Powerflex 8 (Metric Ton)					Approx Weight 6×ROPE	Approx Weight 8×ROPE
mm	inch	EIPS	EEIPS	Z GRADE	ZZGRADE	ZZZ GRADE	Kg/m	Kg/m	EIPS	EEIPS	Z GRADE	ZZGRADE	ZZZ GRADE	Kg/m	Kg/m
50.8	2	180	197	226	234	244	11.3	11.4	199	218	246	259	270	12.1	12.2
52.0		189	206	236	245	258	11.8	11.9	201	220	252	271	283	12.7	12.8
54.0	2-1/8	200	221	243	255	264	12.8	12.9	224	245	269	281	284	13.7	13.8
56.0		215	238	262	274	284	13.7	13.8	241	264	290	326	306	14.7	14.9
57.2	2-1/4	224	247	278	290	302	14.3	14.4	250	275	306	323	326	15.3	15.5
58.0		230	254	285	299	311	14.7	14.8	257	283	315	333	336	15.8	15.9
60.3	2-3/8	249	274	300	315	337	15.9	16.0	281	307	340	349	363	17.1	17.2
63.5	2-1/2	274	301	337	355	369	17.7	17.8	304	336	375	394	398	18.9	19.1
66.7	2-5/8	299	330	371	390	407	19.5	19.6	333	367	413	435	439	20.9	21.1
69.9	2-3/4	333	360	411	430	448	21.4	21.5	364	401	452	475	484	22.9	23.1
71.0		343	372	424	444	463	22.1	22.2	376	414	467	491	500	23.7	23.9
73.0	2-7/8	361	392	449	470	490	23.4	23.5	392	435	497	520	529	25.0	25.3
74.0		371	403	461	483	503	24.0	24.1	403	447	510	534	543	25.7	25.9
76.2	3	389	425	488	516	538	25.4	25.5	423	472	545	574	581	27.3	27.5
77.0		397	434	498	527	549	26.0	26.1	432	482	557	586	593	27.8	28.1
79.4	3-1/8	435	458	523	550	572	27.6	27.7	458	508	579	610	618	29.6	29.8
82.6	3-1/4	470	493	560	587	611	29.8	30.0	494	548	618	652	668	32.0	32.3
83.0		475	498	566	593	618	30.2	30.3	499	554	625	659	676	32.3	32.6
85.7	3-3/8	504	528	607	639	666	32.2	32.3	527	586	674	707	719	34.5	34.8
87.0		519	544	625	658	686	33.1	33.3	543	604	694	728	741	35.5	35.8
88.9	3-1/2	537	563	659	692	723	34.6	34.8	565	627	735	770	781	37.1	37.4
90.0		550	577	675	709	741	35.5	35.6	579	643	753	789	800	38.0	38.4
95.3	3-3/4	610	640	716	752	785	39.7	39.9	642	713	795	836	848	42.6	43.0
96.0		620	650	727	764	797	40.4	40.5	652	724	808	849	861	43.3	43.6
101.6	4	687	720	796	836	874	45.2	45.4	719	799	884	928	943	48.5	48.9
103.0		706	740	818	859	898	46.5	46.7	739	821	909	954	969		50.2
108.0	4-1/4	752	788	845	887	928	51.0	51.3	796	884	978	1,027	1,027		55.2
109.0		767	803	862	904	946	52.0	52.3	812	901	997	1,047	1,047		56.3
114.3	4-1/2	835	876	939	986	1,031	57.2	57.5	874	971	1,074	1,127	1,146		61.9
120.7	4-3/4	921	967	1,036	1,088	1,138	63.7	64.0	953	1,059	1,172	1,230	1,250		68.9
122.0		942	989	1,059	1,112	1,164	65.2	65.5	974	1,083	1,198	1,258	1,278		70.5
127.0	5	1,015	1,063	1,138	1,195	1,250	70.6	70.9	1,034	1,149	1,271	1,334	1,356		76.4
128.0		1,031	1,080	1,156	1,214	1,270	71.7	72.1	1,050	1,167	1,291	1,355	1,377		77.6
133.4	5-1/4	1,085	1,138	1,219	1,278	1,337	77.8	78.2	1,140	1,232	1,363	1,431	1,454		84.2
135.0		1,112	1,166	1,249	1,310	1,370	79.6	80.2							
139.7	5-1/2	1,163	1,223	1,310	1,375	1,437		85.8							
141.0		1,185	1,246	1,334	1,401	1,464		87.4							
146.1	5-3/4	1,250	1,315	1,406	1,477	1,545		93.8							
148.0		1,284	1,350	1,444	1,517	1,587		96.3							
152.4	6	1,339	1,410	1,508	1,583	1,656		102.2							


POWERACT Rope



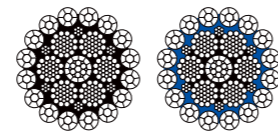
1. Tower Crane



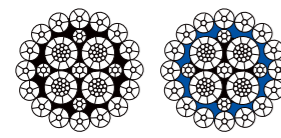
POWERACT 28, 28P




POWERACT 28D, 28DP



POWERACT 29, 29P

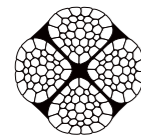


POWERACT 25D, 25DP

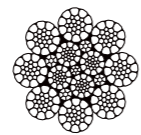


POWERACT 19

2. Deck Crane



POWERACT 4



POWERACT 17D

3. Special Crane

Properties



COMPACTED



NON-ROTATING



PLASTIC



1. Tower Crane

POWERACT 28, 28P

Nominal Dia.		Minimum Breaking Load (Metric Ton)		Approx Weight
		200 kg/mm ²	220 kg/mm ²	
mm	inch	1960 N/mm ²	2160 N/mm ²	Kg/m
14		18.6	19.8	0.94
14.3	9/16	19.4	20.7	0.98
15		21.4	22.7	1.08
16	5/8	24.3	25.9	1.23
17.5	11/16	29.1	30.9	1.47
18		30.7	32.7	1.55
19	3/4	34.3	36.5	1.73
20		38.0	40.4	1.92
21	13/16	41.9	44.6	2.12
22		45.9	48.9	2.32
22.2	7/8	46.9	49.9	2.37
24	15/16	54.7	58.2	2.76
25		59.3	63.1	3.00
25.4	1	61.2	65.2	3.09
26		64.2	68.3	3.24
28		74.4	79.2	3.76
30		85.4	90.9	4.32
32		97.2	103.4	4.91
34		109.7	116.8	5.54
36		123.0	130.9	6.22

POWERACT 28D, 28DP

Nominal Dia.		Minimum Breaking Load (Metric Ton)		Approx Weight
		200 kg/mm ²	220 kg/mm ²	
mm	inch	1960 N/mm ²	2160 N/mm ²	Kg/m
14		19.4	20.8	0.97
14.3	9/16	20.2	21.7	1.01
15		22.2	23.9	1.12
16	5/8	25.3	27.1	1.27
17.5	11/16	30.2	32.5	1.52
18		32.0	34.4	1.61
19	3/4	35.6	38.3	1.79
20		39.5	42.4	1.98
21	13/16	43.5	46.8	2.19
22		47.8	51.3	2.40
22.2	7/8	48.8	52.4	2.45
24	15/16	56.9	61.1	2.86
25		61.7	66.3	3.10
25.4	1	63.7	68.4	3.20
26		66.7	71.7	3.35
28		77.4	83.1	3.89
30		88.9	95.4	4.47
32		101.1	108.5	5.08
34		114.1	122.5	5.74
36		127.9	137.4	6.43

POWERACT 29, 29P

Nominal Dia.		Minimum Breaking Load (Metric Ton)		Approx Weight
		200 kg/mm ²	220 kg/mm ²	
mm	inch	1960 N/mm ²	2160 N/mm ²	Kg/m
14		18.7	19.9	0.95
14.3	9/16	19.5	20.8	0.99
15		21.5	22.8	1.09
16	5/8	24.4	26.0	1.24
17.5	11/16	29.2	31.0	1.48
18		30.8	32.8	1.56
19	3/4	34.4	36.6	1.74
20		38.1	40.5	1.93
21	13/16	42.0	44.7	2.13
22		46.0	49.0	2.33
22.2	7/8	47.0	50.0	2.38
24	15/16	54.8	58.3	2.77
25		59.4	63.2	3.01
25.4	1	61.3	65.3	3.10
26		64.3	68.4	3.25
28		74.5	79.3	3.77
30		85.0	91.0	4.33
32		97.0	103.0	4.92
34		109.0	116.0	5.56
36		123.0	131.0	6.23

POWERACT 25D, 25DP

Nominal Dia.		Minimum Breaking Load (Metric Ton)		Approx Weight
		200 kg/mm ²	220 kg/mm ²	
mm	inch	1960 N/mm ²	2160 N/mm ²	Kg/m
14		18.7	20.2	1.00
14.3	9/16	19.5	21.1	1.04
15		21.5	23.2	1.16
16	5/8	24.4	26.4	1.33
17.5	11/16	29.2	31.5	1.59
18		30.9	33.4	1.68
19	3/4	34.4	37.2	1.85
20		38.2	41.2	2.08
21	13/16	42.1	45.4	2.25
22		46.2	49.9	2.49
22.2	7/8	47.1	50.9	2.54
24	15/16	55.0	59.3	2.90
25		59.6	64.4	3.15
25.4	1	61.5	66.5	3.25
26		64.5	69.7	3.41
28		74.8	80.8	3.95
30		85.8	92.7	4.54
32		97.6	105.5	5.16
34		110.2	119.1	5.83
36		123.6	133.5	6.53

POWERFLEX Rope

3



POWERACT 19

Nominal Dia.		Minimum Breaking Load (Metric Ton)			Approx Weight
mm	inch	180 Kg/mm ²	200 Kg/mm ²	220 Kg/mm ²	
mm	inch	1770 N/mm ²	1960 N/mm ²	2160 N/mm ²	Kg/m
16	5/8	19.3	21.3	22.7	1.11
17.5	11/16	23.1	25.5	27.1	1.33
18		24.4	27.0	28.7	1.41
19	3/4	27.2	30.1	32.0	1.57
20		30.1	33.3	35.4	1.74
22		36.4	40.3	42.9	2.10
24		43.4	48.0	51.0	2.50
25		47.1	52.1	55.4	2.72
26		50.9	56.3	59.9	2.94
28		59.0	65.3	69.4	3.41
28.6	1-1/8	61.6	68.2	72.5	3.56
30	1-3/16	67.8	75.0	79.7	3.91

2. Deck Crane

POWERACT 4

Nominal Dia.		Minimum Breaking Load (Metric Ton)		Approx Weight
mm	inch	180 kg/mm ²	200 kg/mm ²	
mm	inch	1770 N/mm ²	1960 N/mm ²	Kg/m
16	5/8	20.6	22.5	1.20
18	11/16	26.1	28.5	1.52
19	3/4	29.1	31.7	1.69
20		32.2	35.2	1.88
22		39.0	42.5	2.27
24	15/16	46.4	50.6	2.70
26		54.5	59.4	3.17
28		63.2	68.9	3.68
30	1-3/16	72.5	79.1	4.22
32		82.5	90.0	4.81
34		93.1	101.6	5.43

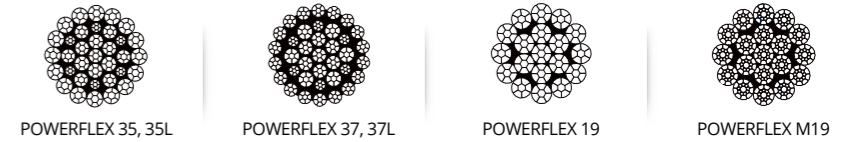
3. Special Crane

POWERACT 17D

Nominal Dia.		Minimum Breaking Load (Metric Ton)			Approx Weight
mm	inch	180 Kg/mm ²	200 Kg/mm ²	220 Kg/mm ²	
mm	inch	1770 N/mm ²	1960 N/mm ²	2160 N/mm ²	Kg/m
14		17.2	19.1	21.1	0.98
14.3	9/16	17.9	19.9	22.0	1.02
15		19.7	21.9	24.2	1.13
16	5/8	22.5	24.9	27.6	1.28
17.5	11/16	26.9	29.8	33.0	1.53
18		28.4	31.6	34.9	1.62
19	3/4	31.7	35.2	38.9	1.81
20		35.1	39.0	43.1	2.00
22	3/5	42.4	47.2	52.1	2.42
24	15/16	50.5	56.1	62.0	2.88
25		54.8	60.9	67.3	3.13
26		59.3	65.9	72.8	3.38
28		68.8	76.4	84.4	3.92

By flattening the surface of outer wires of each strand, this plane Contacting Lay construction has flat / touch area of outer wires comparing round strand type rope. This flat touch area enables longer life of each wire before breaking. While designing this construction, we emphasized the optimal balance between high tensile strength, fatigue resistance, abrasion resistance, and structural stability. Powerflex rope is widely used in various applications such as crane, fishing and mining.

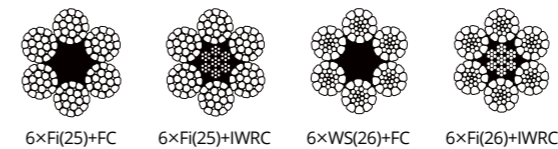
1. Tower Crane



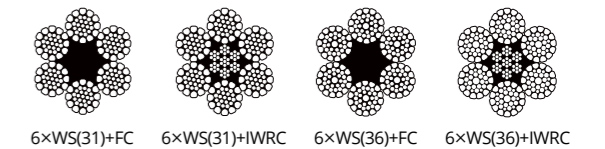
2. Crane / Fishing / Mining

• POWERFLEX 6

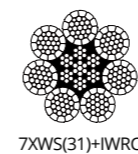
6×19 Class Rope



6×37 Class Rope

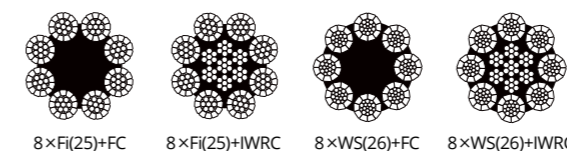


• POWERFLEX 7

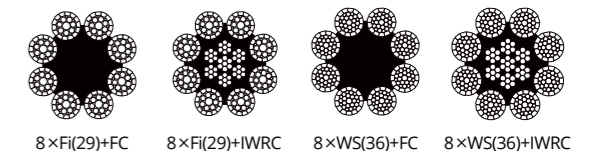


• POWERFLEX 8

8×19 Class Rope



8×37 Class Rope



Properties



1. Tower Crane

POWERFLEX 35, 35L

Nominal Dia.		Minimum Breaking Load (Metric Ton)		Approx Weight
		200 Kg/mm ²	220 Kg/mm ²	
mm	inch	1960 N/mm ²	2160 N/mm ²	Kg/m
14		18.3	19.6	1.00
14.3	9/16	19.1	20.4	1.04
15		21.0	22.5	1.15
16	5/8	23.9	25.6	1.31
17.5	11/16	28.6	30.6	1.56
18		30.3	32.4	1.65
19	3/4	33.7	36.1	1.84
20		37.3	40.0	2.04
21	13/16	41.2	44.1	2.25
22		45.2	48.4	2.47
22.2	7/8	46.1	49.4	2.52
24	15/16	53.8	57.6	2.94
25		58.4	62.5	3.19
25.4	1	60.2	64.5	3.29
26		63.1	67.6	3.45
28		73.2	78.4	4.00
28.6	1-1/8	76.4	81.8	4.17
30	1-3/16	84.0	90.0	4.59
31.8	1-1/4	94.4	101.1	5.16
32		95.6	102.4	5.22
34		107.9	115.6	5.90
35	1-3/8	114.4	122.5	6.25
36		121.0	129.6	6.61
38		134.8	144.4	7.37

POWERFLEX 37, 37L

Nominal Dia.		Minimum Breaking Load (Metric Ton)		Approx Weight
		200 Kg/mm ²	220 Kg/mm ²	
mm	inch	1960 N/mm ²	2160 N/mm ²	Kg/m
14		18.2	19.5	1.00
14.3	9/16	19.0	20.4	1.05
15		20.9	22.4	1.15
16	5/8	23.8	25.5	1.31
17.5	11/16	28.5	30.5	1.57
18		30.2	32.3	1.66
19	3/4	33.6	36.0	1.85
20		37.2	39.9	2.05
21	13/16	41.0	44.0	2.26
22		45.0	48.3	2.48
22.2	7/8	46.0	49.2	2.53
24	15/16	53.6	57.4	2.95
25		58.2	62.3	3.20
25.4	1	60.0	64.3	3.30
26		62.9	67.4	3.46
28		73.0	78.2	4.02
28.6	1-1/8	76.1	81.5	4.19
30	1-3/16	83.8	89.7	4.61
31.8	1-1/4	94.1	100.8	5.18
32		95.3	102.1	5.25
34		107.6	115.2	5.92
35	1-3/8	114.0	122.1	6.28
36		120.6	129.2	6.64
38		134.4	144.0	7.40

□ Available upon request (Operation in poor condition is not recommendable.)

POWERFLEX 19

Nominal Dia.		Minimum Breaking Load (Metric Ton)			Approx Weight
		180 Kg/mm ²	200 Kg/mm ²	220 Kg/mm ²	
mm	inch	1770 N/mm ²	1960 N/mm ²	2160 N/mm ²	Kg/m
9.53	3/8	7.3	7.9	8.8	0.44
10		8.0	8.7	9.7	0.48
11.2	7/16	10.1	10.9	12.1	0.60
12		11.6	12.6	13.9	0.69
12.7	1/2	13.0	14.1	15.6	0.78
13		13.6	14.7	16.4	0.81
14		15.8	17.1	19.0	0.94
14.3	9/16	16.5	17.8	19.8	0.98
15		18.1	19.6	21.8	1.08
16	5/8	20.6	22.3	24.8	1.23
17.5	11/16	24.6	26.7	29.6	1.47
18		26.1	28.3	31.4	1.56
19	3/4	29.1	31.5	34.9	1.74
20		32.2	34.9	38.7	1.93
21	13/16	35.5	38.5	42.7	2.12
22		38.9	42.2	46.8	2.33
22.2	7/8	39.7	43.1	47.8	2.38
24	15/16	46.4	50.2	55.8	2.77
25		50.3	54.5	60.5	3.01
25.4	1	51.9	56.3	62.4	3.11
26		54.4	58.9	65.4	3.25
28		63.1	68.4	76.0	3.77
28.6	1-1/8	65.8	71.3	79.0	3.94
30	1-3/16	72.4	78.5	87.0	4.33
31.8	1-1/4	81.4	88.2	98.0	4.87
32		82.4	89.3	100.0	4.93

POWERFLEX M19

Nominal Dia.		Minimum Breaking Load (Metric Ton)			Approx Weight
		180 Kg/mm ²	200 Kg/mm ²	220 Kg/mm ²	
mm	inch	1770 N/mm ²	1960 N/mm ²	2160 N/mm ²	Kg/m
19	3/4	28.4	31.0	34.6	1.74
20		31.4	34.3	38.3	1.94
21	13/16	34.6	37.9	42.3	2.13
22		38.0	41.6	46.4	2.34
22.2	7/8	38.8	42.4	47.3	2.38
24	15/16	45.3	49.5	55.2	2.78
25		49.1	53.7	59.9	3.02
25.4	1	50.7	55.4	61.8	3.12
26		53.1	58.0	64.8	3.27
28		61.6	67.3	74.8	3.79
28.6	1-1/8	64.3	70.2	78.0	3.95
30	1-3/16	70.7	77.3	85.0	4.35
31.8	1-1/4	79.4	86.8	96.0	4.89
32		80.4	87.9	98.0	4.95



2. Crane / Fishing / Mining

POWERFLEX 6

•6×19 Class Rope

Nominal Dia.		Minimum Breaking Load (Metric Ton)					Approx Weight		
		180 kg/m ²		200 kg/m ²		220 kg/m ²			
mm	inch	1770 N/m ²		1960 N/m ²		2160 N/m ²		kg/m	
		FC	IWRC	FC	IWRC	IWRC	FC	IWRC	
11.2	7/16	8.7	9.8	9.1	10.6			0.51	0.57
12		10.0	11.3	10.5	12.1			0.59	0.65
12.7	1/2	11.2	12.6	11.7	13.6			0.66	0.73
13		11.7	13.2	12.3	14.3			0.69	0.76
14		13.6	15.3	14.2	16.5	17.3		0.80	0.89
14.3	9/16	14.2	16.0	14.9	17.2	18.0		0.83	0.92
15		15.6	17.6	16.4	19.0	19.8		0.92	1.02
16	5/8	17.8	20.0	18.6	21.6	22.6		1.04	1.16
17.5	11/16	21.2	23.9	22.3	25.8	27.0		1.25	1.38
18		22.5	25.3	23.6	27.3	28.6		1.32	1.46
19	3/4	25.0	28.2	26.2	30.4	31.8		1.47	1.63
20		27.7	31.3	29.1	33.7	35.3		1.63	1.81
21	13/16	30.6	34.5	32.1	37.2	38.9		1.80	1.99
22		33.6	37.8	35.2	40.8	42.7		1.98	2.19
22.2	7/8	34.3	38.6	35.9	41.7	43.5		2.02	2.23
24	15/16	39.9	45.0	41.9	48.6	50.8		2.35	2.60
25		43.3	48.8	45.4	52.7	55.1		2.55	2.83
25.4	1	44.7	50.4	46.9	54.4	56.9		2.63	2.92
26		46.9	52.8	49.1	57.0	59.6		2.76	3.06
28		54.4	61.3	57.0	66.1	69.1		3.20	3.54
28.6	1-1/8	56.7	63.9	59.5	69.0	72.1		3.34	3.70
30	1-3/16	62.4	70.3	65.4	75.9	79.3		3.67	4.07
31.5	1-1/4	68.8	77.5	72.1	83.7	87.5		4.05	4.49
32		71.0	80.0	74.4	86.4	90.3		4.18	4.63
34		80.2	90.3	84.0	97.5	101.9		4.72	5.23
35	1-3/8	85.0	95.7	89.0	103.3	108.0		5.00	5.54
36		89.9	101.3	94.2	109.3	114.2		5.29	5.86
38		100.1	112.8	105.0	121.8	127.3		5.89	6.53
38.1	1-1/2	100.7	113.4	105.5	122.4	127.9		5.92	6.56
40		111.0	125.0	116.3	134.9			6.53	7.23
42		122.3	137.8	128.2	148.8			7.20	7.97
44		134.3	151.3	140.7	163.3			7.90	8.75
44.5	1-3/4	137.0	154.4	143.6	166.6			8.06	8.93
46		146.8	165.3	153.8	178.5			8.64	9.56
48		159.8	180.0					9.40	10.41
50		173.4	195.3					10.20	11.30
50.8	2	179.0	201.3					10.53	11.66
52		187.5	211.3					11.04	12.22

•6×37 Class Rope

Nominal Dia.		Minimum Breaking Load (Metric Ton)					Approx Weight		
		180 kg/m ²		200 kg/m ²		220 kg/m ²			
mm	inch	1770 N/m ²		1960 N/m ²		2160 N/m ²		kg/m	
		FC	IWRC	FC	IWRC	IWRC	FC	IWRC	
11.2	7/16	8.9	9.9	9.3	10.7			0.53	0.58
12		10.2	11.4	10.7	12.3			0.60	0.66
12.7	1/2	11.4	12.7	12.0	13.8			0.68	0.74
13		12.0	13.4	12.5	14.4			0.71	0.77
14		13.9	15.5	14.6	16.7	17.5		0.82	0.90
14.3	9/16	14.5	16.2	15.2	17.4	18.2		0.86	0.94
15		16.0	17.8	16.7	19.2	20.1		0.94	1.03
16	5/8	18.2	20.2	19.0	21.8	22.8		1.07	1.17
17.5	11/16	21.7	24.2	22.7	26.1	27.3		1.28	1.40
18		23.0	25.6	24.1	27.6	28.9		1.36	1.49
19	3/4	25.6	28.5	26.8	30.8	32.2		1.51	1.65
20		28.4	31.6	29.7	34.1	35.7		1.67	1.83
21	13/16	31.3	34.8	32.7	37.6	39.3		1.85	2.02
22		34.3	38.2	35.9	41.3	43.1		2.03	2.22
22.2	7/8	35.0	39.0	36.7	42.1	44.0		2.07	2.26
24	15/16	40.9	45.5	42.8	49.1	51.3		2.41	2.64
25		44.3	49.4	46.4	53.3	55.7		2.62	2.86
25.4	1	45.8	51.0	47.9	55.0	57.5		2.70	2.96
26		48.0	53.4	50.2	57.7	60.3		2.83	3.10
28		55.6	61.9	58.2	66.9	69.9		3.28	3.59
28.6	1-1/8	58.0	64.6	60.7	69.8	72.9		3.42	3.75
30	1-3/16	63.9	71.1	66.8	76.8	80.2		3.77	4.13
31.5	1-1/4	70.4	78.4	73.7	84.6	88.4		4.15	4.55
32		72.7	80.9	76.0	87.3	91.3		4.29	4.69
34		82.0	91.3	85.8	98.6	103.0		4.84	5.30
35	1-3/8	86.9	96.8	90.9	104.5	109.2		5.13	5.62
36		92.0	102.4	96.2	110.5	115.5		5.42	5.94
38		102.5	114.1	107.2	123.2	128.7		6.04	6.62
38.1	1-1/2	103.0	114.7	107.8	123.8	129.4		6.08	6.65
40		113.5	126.4	118.8	136.5			6.70	7.33
42		125.2	139.4	131.0	150.5			7.38	8.09
44		137.4	152.9	143.7	165.1			8.10	8.87
44.5	1-3/4	140.2	156.1	146.7	168.5			8.27	9.06
46		150.1	167.2	157.1	180.5			8.86	9.70
48		163.5	182.0					9.64	10.56
50		177.4	197.5					10.46	11.46
50.8	2	183.1	203.9					10.80	11.83
52		191.8	213.6					11.32	12.39



POWERFLEX 7

Nominal Dia.		Minimum Breaking Load (Metric Ton)			Approx Weight	
		180 kg/m ²	200 kg/m ²	220 kg/m ²		
mm	inch	1770 N/m ²		1960 N/m ²	2160 N/m ²	kg/m
		FC	IWRC	FC	IWRC	IWRC
20		31.6	34.1	35.7		1.78
21	13/16	34.8	37.6	39.3		1.96
22		38.2	41.3	43.1		2.15
22.2	7/8	39.0	42.1	44.0		2.19
24	15/16	45.5	49.1	51.3		2.56
25		49.4	53.3	55.7		2.78
25.4	1	51.0	55.0	57.5		2.87
26		53.4	57.7	60.3		3.01
28		61.9	66.9	69.9		3.49
28.6	1-1/8	64.6	69.8	72.9		3.64
30	1-3/16	71.1	76.8	80.2		4.00
31.8	1-1/4	78.4	84.6	88.4		4.50
32		80.9	87.3	91.3		4.55
34		91.3	98.6	103.0		5.14
35	1-3/8	96.8	104.5	109.2		5.45
36		102.4	110.5	115.5		5.76
38		114.1	123.2	128.7		6.42
38.1	1-1/2	114.7	123.8	129.4		6.45
40		126.4	136.5			7.11
42		139.4	150.5			7.84
44		152.9	165.1			8.61
44.5	1-3/4	156.1	168.5			8.80
46		167.2	180.5			9.41
48		182.0				10.24

POWERFLEX 8

•8×19 Class Rope

Nominal Dia.		Minimum Breaking Load (Metric Ton)					Approx Weight		
		180 kg/m ²		200 kg/m ²		220 kg/m ²			
mm	inch	1770 N/m ²		1960 N/m ²		2160 N/m ²		kg/m	
		FC	IWRC	FC	IWRC	IWRC	FC	IWRC	
14		13.7	15.8	14.3	17.4	18.6	0.79	0.87	
14.3	9/16	14.2	16.5	14.9	18.2	19.4	0.82	0.91	
15		15.7	18.1	16.4	20.0	21.3	0.91	1.00	
16	5/8	17.8	20.6	18.7	22.7	24.2	1.03	1.14	
17.5	11/16	21.3	24.7	22.3	27.2	29.0	1.23	1.36	
18		22.6	26.1	23.6	28.8	30.7	1.31	1.44	
19	3/4	25.1	29.1	26.3	32.0	34.2	1.46	1.61	
20		27.9	32.2	29.1	35.5	37.9	1.61	1.78	
22		33.7	39.0	35.3	43.0	45.8	1.95	2.16	
24		40.1	46.4	42.0	51.1	54.5	2.32	2.57	
25		43.5	50.4	45.5	55.5	59.2	2.52	2.78	
26		47.1	54.5	49.3	60.0	64.0	2.72	3.01	
28		54.6	63.2	57.1	69.6	74.2	3.16	3.49	
28.6	1-1/8	57.0	65.9	59.6	72.6	77.5	3.30	3.64	
30	1-3/16	62.7	72.6	65.6	79.9	85.2	3.63	4.01	
32		71.3	82.5	74.6	90.9	97.0	4.13	4.56	
34		80.5	93.2	84.2	102.6	109.5	4.66	5.15	
35		85.3	98.8	89.3	108.8	116.0	4.94	5.46	
36		90.3	104.5	94.4	115.1	122.7	5.22	5.77	
38		100.6	116.4	105.2	128.2	136.7	5.82	6.43	
38.1	1-1/2	101.1	117.0	105.8	128.9	137.5	5.85	6.47	
40		111.4	129.0	116.6	142.0	151.5	6.45	7.13	
42		122.9	142.2	128.2	156.6	166.1	7.11	7.86	
44		134.8	156.1	141.9	171.9	182.4	7.80	8.63	
45		141.0	163.2	148.8	179.8	191.3	8.16	9.02	
46		147.4	170.6	156.1	187.8	199.3	8.53	9.52	
48		160.5	185.7	174.6	204.5	217.0	9.29	10.37	

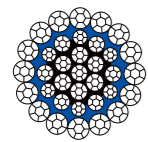
•8×37 Class Rope

Nominal Dia.		Minimum Breaking Load (Metric Ton)					Approx Weight		
		180 kg/m ²		200 kg/m ²		220 kg/m ²			
mm	inch	1770 N/m ²		1960 N/m ²		2160 N/m ²		kg/m	
		FC	IWRC	FC	IWRC	IWRC	FC	IWRC	
14		13.8	16.0	14.4	17.6				

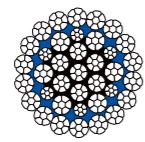
POWERTEC Rope 4

Powertec for cranes has been developed by compacting outer strand of Flextec. With plastic injection between outer strands and inner strands, cross section area of each wire became smaller than normal wire rope. This enables Powertec to have superior strength against abrasion and fatigue because smaller space within wire rope prevents dirt and humidity from ordinary circumstance. Thus lifespan is about 2times longer than general type of wire rope and also it has superior flexibility which makes it work perfectly and safely on every type of crane.

1. Tower Crane




POWERTEC 35, 35L




POWERTEC 37, 37L

2. Special Crane



POWERTEC 6



POWERTEC 8

Properties



COMPACTED



NON-ROTATING



PLASTIC



1. Tower Crane

POWERTEC 35, 35L

Nominal Dia.		Minimum Breaking Load (Metric Ton)		Approx Weight
		200 Kg/mm ²	220 Kg/mm ²	
mm	inch	1960 N/mm ²	2160 N/mm ²	Kg/m
14		18.6	19.9	1.02
14.3	9/16	19.4	20.8	1.06
15		21.3	22.8	1.17
16	5/8	24.3	26.0	1.33
17.5	11/16	29.0	31.1	1.59
18		30.7	32.9	1.68
19	3/4	34.2	36.6	1.87
20		37.9	40.6	2.07
21	13/16	41.8	44.8	2.28
22		45.9	49.1	2.51
22.2	7/8	46.8	50.1	2.56
24	15/16	54.6	58.5	2.98
25		59.2	63.4	3.24
25.4	1	61.1	65.5	3.34
26		64.1	68.6	3.50
28		74.3	79.6	4.06
28.6	1-1/8	77.5	83.0	4.24
30	1-3/16	85.3	91.4	4.66
31.8	1-1/4	95.8	102.6	5.24
32		97.0	103.9	5.30
34		109.6	117.3	5.99
35	1-3/8	116.1	124.3	6.34
36		122.8	131.5	6.71
38		136.8	146.6	7.48

POWERTEC 37, 37L

Nominal Dia.		Minimum Breaking Load (Metric Ton)		Approx Weight
		200 Kg/mm ²	220 Kg/mm ²	
mm	inch	1960 N/mm ²	2160 N/mm ²	Kg/m
14		18.5	19.8	1.02
14.3	9/16	19.3	20.7	1.06
15		21.2	22.7	1.17
16	5/8	24.2	25.9	1.33
17.5	11/16	28.9	30.9	1.59
18		30.6	32.7	1.69
19	3/4	34.1	36.5	1.88
20		37.8	40.4	2.08
21	13/16	41.6	44.5	2.30
22		45.7	48.9	2.52
22.2	7/8	46.6	49.9	2.57
24	15/16	54.4	58.2	3.00
25		59.0	63.1	3.25
25.4	1	60.9	65.2	3.36
26		63.8	68.3	3.52
28		74.0	79.2	4.08
28.6	1-1/8	77.2	82.6	4.26
30	1-3/16	84.9	90.9	4.68
31.8	1-1/4	95.4	102.1	5.26
32		96.7	103.4	5.33
34		109.1	116.7	6.02
35	1-3/8	115.6	123.7	6.38
36		122.3	130.9	6.74
38		136.3	145.8	7.51

Available upon request (Operation in poor condition is not recommendable.)

2. Special Crane

POWERTEC 6

Nominal Dia.		Minimum Breaking Load (Metric Ton)			Approx Weight
		180 Kg/mm ²	200 Kg/mm ²	220 Kg/mm ²	
mm	inch	1770 N/mm ²	1960 N/mm ²	2160 N/mm ²	Kg/m
22		38.8	42.0	43.9	2.30
22.2	7/8	39.6	42.9	44.8	2.35
24	15/16	46.2	50.0	52.3	2.74
25		50.1	54.3	56.7	2.97
25.4	1	51.7	56.0	58.6	3.07
26		54.2	58.7	61.4	3.21
28		62.8	68.1	71.2	3.73
28.6	1-1/8	65.6	71.1	81.7	3.89
30	1-3/16	72.1	78.2	91.8	4.28
31.8	1-1/4	81.0	87.8	93.0	4.81
32		82.1	89.0	104.9	4.87
34		92.6	100.4	111.2	5.50
35	1-3/8	98.2	106.4	117.7	5.82
36		103.9	112.6	131.1	6.16
38		115.7	125.4	131.8	6.87
38.1	1-1/2	116.3	126.1		6.90
40		128.2	139.0		7.61
42		141.4	153.2		8.39
44		155.1	168.2		9.21
44.5	1-3/4	158.3	171.6		9.39
46		169.6	183.8		10.06
48		184.6			10.96
50		200.3			11.89
50.8	2	206.8			12.27
52		216.7			12.86

POWERTEC 8

Nominal Dia.		Minimum Breaking Load (Metric Ton)			Approx Weight
		180 Kg/mm ²	200 Kg/mm ²	220 Kg/mm ²	
mm	inch	1770 N/mm ²	1960 N/mm ²	2160 N/mm ²	Kg/m
22		39.4	43.5	46.4	2.21
24		46.9	51.8	55.2	2.63
25		50.9	56.2	59.9	2.85
26		55.0	60.7	64.8	3.09
28	1-1/8	63.8	70.4	75.2	3.58
28.6	1-3/16	66.6	73.5	78.5	3.74
30		73.2	80.9	86.3	4.11
32		83.3	92.0	98.2	4.68
34		94.1	103.9	110.9	5.28
35		99.7	110.1	117.5	5.59
36		105.5	116.4	124.3	5.92
38		117.5	129.7	138.5	6.59
38.1	1-1/2	118.1	130.4	139.2	6.63
40		130.2	143.8	153.5	7.31
42		143.6	158.5		8.06
44		157.5	173.9		8.84
45		164.8	181.9		9.25
46		172.2	190.1		9.76
48		187.5	207.0		10.63


□ Available upon request (Operation in poor condition is not recommendable.)

POWERFIL Rope

5


Powerfil rope is specialized for crane rope which has compacted outer strands and developed for cranes. It's filled with the special fiber yarn between the compacted outer strand and inner strand with IWRC structure. It has the extended life time through reducing pressure between outer strands and inner parts of the wire rope and keeping inner parts of wire ropes from rust and dirt that cause fractions of wire ropes to ropes. The special fiber yarn increase corrosion resistance and 30% durability than normal wire ropes by providing lubrication to IWRC.

1. Special Crane



POWERFIL 6

2. Harbor Crane



POWERFIL 8

Properties



COMPACTED



NON-ROTATING



FIBER FILLED



6

SAS Rope

1. Special Crane



POWERFIL 6

Nominal Dia.		Minimum Breaking Load (Metric Ton)			Approx Weight
		180 Kg/mm ²	200 Kg/mm ²	220 Kg/mm ²	
mm	inch	1770 N/mm ²	1960 N/mm ²	2160 N/mm ²	Kg/m
18		25.6	27.7	29.0	1.53
19	3/4	28.5	30.9	32.3	1.71
20		31.6	34.2	35.8	1.89
21	13/16	34.8	37.7	39.4	2.09
22		38.2	41.4	43.3	2.29
22.2	7/8	39.0	42.3	44.2	2.34
24	15/16	45.5	49.3	51.5	2.73
25		49.3	53.5	55.9	2.96
25.4	1	50.9	55.2	57.7	3.05
26		53.4	57.9	60.5	3.20
28		61.9	67.1	70.1	3.71
28.6	1-1/8	64.6	70.0	73.2	3.87
30	1-3/16	71.1	77.0	80.5	4.26
31.8	1-1/4	79.8	86.5	90.4	4.79
32		80.8	87.6	91.6	4.85
34		91.3	98.9	103.4	5.47
35	1-3/8	96.7	104.8	109.6	5.80
36		102.3	110.9	115.9	6.14
38.1	1-1/2	114.0	124.2	129.8	6.87
40		126.3	136.9		7.58
42		139.3	151.0		8.35
44		152.9	165.7		9.17
44.5	1-3/4	156.0	169.1		9.35
46		167.1	181.1		10.02
48		181.9			10.91
50		197.4			11.84
50.8	2	203.8			12.22
52		213.5			12.80

2. Harbor Crane

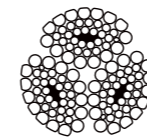
POWERFIL 8

Nominal Dia.		Minimum Breaking Load (Metric Ton)			Approx Weight
		180 Kg/mm ²	200 Kg/mm ²	220 Kg/mm ²	
mm	inch	1770 N/mm ²	1960 N/mm ²	2160 N/mm ²	Kg/m
22		39.2	43.2	46.1	2.17
23		42.8	47.2	50.4	2.37
24		46.7	51.4	54.8	2.58
25		50.6	55.8	59.5	2.80
26		54.8	60.3	64.3	3.03
28		63.5	69.9	74.6	3.51
28.6	1-1/8	66.3	73.0	77.8	3.66
30	1-3/16	72.9	80.3	85.7	4.03
32		83.0	91.4	97.5	4.58
34		93.7	103.1	110.0	5.18
35		99.2	109.3	116.6	5.48
36		105.0	115.6	123.3	5.80
38		117.0	128.8	137.4	6.47
38.1	1-1/2	117.6	129.5	138.1	6.50
40		129.6	142.8	152.3	7.16
42		142.9	157.4		7.90
44		156.8	172.7		8.67
45		164.1	180.7		9.07
46		171.4	188.8		9.57
48		186.7	205.6		10.42

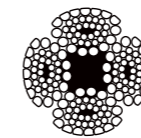
□ Available upon request (Operation in poor condition is not recommendable.)

Crane / Hoist / Deck Crane

• SAS 3, 4



F3 x SeS(39)+FC



F4 x SeS(39)+FC

Properties



SWAGED



NON-ROTATING



Crane / Hoist / Deck Crane

SAS 3, 4

Nominal Dia.		Minimum Breaking Load (Metric Ton)				Approx Weight	
		180 Kg/mm ²		200 Kg/mm ²			
mm	inch	1770 N/mm ²		1960 N/mm ²		Kg/m	
		3X39	4X39	3X39	4X39	3X39	4X39
11.2	7/16	8.8	8.2	9.5	8.9	0.51	0.52
12		10.1	9.4	10.9	10.2	0.59	0.59
12.7	1/2	11.3	10.6	12.2	11.4	0.66	0.66
13		11.8	11.1	12.8	12.0	0.69	0.70
14		13.7	12.8	14.9	13.9	0.80	0.81
14.3	9/16	14.3	13.4	15.5	14.5	0.83	0.84
15		15.8	14.7	17.1	16.0	0.92	0.93
16	5/8	17.9	16.8	19.4	18.2	1.04	1.05
17.5	11/16	21.5	20.0	23.2	21.7	1.25	1.26
18		22.7	21.2	24.6	23.0	1.32	1.33
19	3/4	25.3	23.6	27.4	25.6	1.47	1.48
20		28.0	26.2	30.4	28.4	1.63	1.65
21	13/16	30.9	28.9	33.5	31.3	1.80	1.81
22		33.9	31.7	36.7	34.3	1.97	1.99
22.2	7/8	34.6	32.3	37.5	35.0	2.01	2.03
24	15/16	40.4	37.7	43.7	40.9	2.35	2.37
25		43.8	40.9	47.4	44.3	2.55	2.57
25.4	1	45.2	42.2	49.0	45.8	2.63	2.65
26		47.4	44.2	51.3	48.0	2.75	2.78
28		54.9	51.3	59.5	55.6	3.19	3.23
28.6	1-1/8	57.3	53.5	62.1	58.0	3.33	3.36
30	1-3/16	63.1	58.9	68.3	63.9	3.67	3.70
31.8	1-1/4	70.9	66.2	76.7	71.7	4.12	4.16
32		71.8	67.0	77.7	72.7	4.17	4.21
33.5		78.6	73.4	85.1	79.6	4.57	4.61
34		81.0	75.7	87.8	82.0	4.71	4.76
35	1-3/8	85.8	80.2	93.0	86.9	4.99	5.04
36		90.8	84.8	99.4	91.9	5.28	5.33
38		101.2	94.5	109.7	102.4	5.88	5.94

Flextec Rope



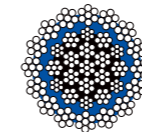
Improved Fatigue and Abrasion Resistance

Because of plastic filled between the steel core and the outer strands, Flextec rope has excellent abrasion resistance and fatigue resistance by keeping out water and abrasive elements that could penetrate conventional ropes.

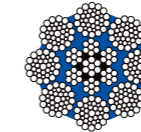
Improved Service Life

For crane usage, because of the plastic filled in the Flextec, it can absorb shock and reduce the peak loading of wire rope under high dynamic loadings. 2 times service life can be achieved compared to conventional ropes.


1. Tower Crane



Flextec 35, 35L



Flextec 8



Flextec 6

2. Special Crane

Properties



Flexfil Rope

8

1. Tower Crane

Flextec 35, 35L

Nominal Dia.		Minimum Breaking Load (Metric Ton)			Approx Weight
		180 Kg/mm ²	200 Kg/mm ²	220 Kg/mm ²	
mm	inch	1770 N/mm ²	1960 N/mm ²	2160 N/mm ²	Kg/m
14		13.9	16.5	18.2	0.89
14.3	9/16	14.5	17.3	18.7	0.93
15		16.0	19.0	20.6	1.02
16	5/8	18.2	21.6	23.3	1.16
17.5	11/16	21.7	25.9	28.0	1.39
18		23.0	27.3	29.9	1.47
19	3/4	25.6	30.5	33.1	1.64
20		28.4	33.8	36.6	1.82
21	13/16	31.3	37.2	40.4	2.01
22		34.3	40.9	44.3	2.20
22.2	7/8	35.0	41.7	45.2	2.25
24	15/16	40.9	48.6	52.7	2.62
25		44.3	52.8	57.2	2.84
25.4	1	45.8	54.5	59.0	2.94
26		48.0	57.1	61.9	3.08
28		55.6	66.2	71.5	3.57
28.6	1-1/8	58.0	69.0	74.6	3.72
30	1-3/16	63.9	76.0	82.0	4.09
31.8	1-1/4	71.7	85.4	92.2	4.60
32		72.6	86.4	93.4	4.66
34		82.0	97.6	105.4	5.26
35	1-3/8	86.9	103.4	111.7	5.57
36		91.9	109.4	118.1	5.90
38		102.4	121.9	131.6	6.57

Flextec 8

Nominal Dia.		Minimum Breaking Load (Metric Ton)			Approx Weight
		180 Kg/mm ²	200 Kg/mm ²	220 Kg/mm ²	
mm	inch	1770 N/mm ²	1960 N/mm ²	2160 N/mm ²	Kg/m
22		33.6	37.4	40.5	2.15
24		40.0	44.5	48.1	2.56
25		43.4	48.3	52.2	2.77
26		46.9	52.3	56.5	3.00
28		54.4	60.6	65.5	3.48
28.6	1-1/8	56.7	63.2	68.4	3.63
30	1-3/16	62.4	69.6	75.2	4.00
32		71.0	79.2	85.6	4.55
34		80.2	89.4	96.6	5.13
35		85.0	94.7	102.4	5.44
36		89.9	100.2	108.3	5.75
38		100.2	111.6	120.7	6.41
38.1	1-1/2	100.7	112.2	121.3	6.44
40		111.0	123.7	133.7	7.10
42		122.4	136.4		7.83
44		134.3	149.6		8.59
45		140.5	156.5		8.99
46		146.8	163.6		9.39
48		159.8	178.1		10.23

2. Special Crane

Flextec 6

Nominal Dia.		Minimum Breaking Load (Metric Ton)			Approx Weight
		180 Kg/mm ²	200 Kg/mm ²	220 Kg/mm ²	
mm	inch	1770 N/mm ²	1960 N/mm ²	2160 N/mm ²	Kg/m
22		34.0	36.9	40.0	2.18
22.2	7/8	34.7	37.6	40.8	2.22
24	15/16	40.4	43.9	47.6	2.59
25		43.9	47.6	51.6	2.81
25.4	1	45.3	49.1	53.3	2.90
26		47.4	51.5	55.8	3.04
28		55.0	59.7	64.7	3.53
28.6	1-1/8	57.4	62.3	67.5	3.68
30	1-3/16	63.2	68.6	74.3	4.05
31.8	1-1/4	71.0	77.0	83.5	4.55
32		71.9	78.0	84.6	4.61
34		81.1	88.1	95.5	5.20
35	1-3/8	86.0	93.3	101.2	5.51
36		91.0	98.7	107.0	5.83
38		101.3	110.0	119.2	6.50
38.1	1-1/2	101.9	110.6	119.9	6.53
40		112.3	121.9	132.1	7.20
42		123.8	134.4		7.94
44		135.9	147.5		8.71
44.5	1-3/4	138.7	150.5		8.89
46		148.5	161.2		9.52
48		161.7	175.5		10.36
50		175.4	190.5		11.25
50.8	2	181.1	196.6		11.61
52		189.8	206.0		12.16
54		204.6	222.1		13.12
56		220.1	238.9		14.11
57.2	2-1/4	229.6	249.3		14.72
58		236.1	256.3		15.13
60		252.6	274.3		16.20
63.5	2-1/2	283.0	307.2		18.14
66		305.7			19.60
68		324.5			20.80
70	2-3/4	343.9			22.04
72		363.8			23.32
74		384.3			24.63
76.2	3	407.5			26.12

Available upon request (Operation in poor condition is not recommendable.)

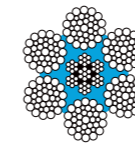
Improved Durability and Service Life

Flexfil rope has about 30% better durability and service life than conventional wire ropes by filling specialized fiber containing grease inside.

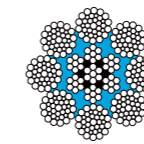
Increased Grease Capacity

Compared to conventional ropes which contain 2~3% grease, Flexfil rope is capable of containing about 20% more grease(2.4~3.6%) by filling specialized fiber inside and this grease flows through the strands during service to make Flexfil rope lubricated. For this reason, Flexfil rope can perform 30% better in durability and 30~50% better in service life than general steel wire ropes.

Special Crane



Flexfil 6



Flexfil 8

Properties



FIBER FILLED



Special Crane

Flexfil 6

Nominal Dia.		Minimum Breaking Load (Metric Ton)			Approx Weight
		180 Kg/mm ²	200 Kg/mm ²	220 Kg/mm ²	
mm	inch	1770 N/mm ²	1960 N/mm ²	2160 N/mm ²	Kg/m
18		22.7	24.7	26.8	1.45
19	3/4	25.3	27.5	29.8	1.62
20		28.1	30.5	33.0	1.79
21	13/16	30.9	33.6	36.4	1.97
22		34.0	36.9	40.0	2.17
22.2	7/8	34.7	37.6	40.8	2.21
24	15/16	40.4	43.9	47.6	2.58
25		43.9	47.6	51.6	2.80
25.4	1	45.3	49.1	53.3	2.89
26		47.4	51.5	55.8	3.03
28		55.0	59.7	64.7	3.51
28.6	1-1/8	57.4	62.3	67.5	3.66
30	1-3/16	63.2	68.5	74.3	4.03
31.8	1-1/4	71.0	77.0	83.5	4.53
32		71.9	78.0	84.6	4.58
34		81.1	88.0	95.5	5.18
35	1-3/8	86.0	93.3	101.2	5.48
36		91.0	98.7	107.0	5.80
38		101.3	110.0	119.2	6.46
38.1	1-1/2	101.9	110.6	119.9	6.50
40		112.3	121.9	132.1	7.16
42		123.8	134.3		7.90
44		135.9	147.4		8.67
44.5		138.7	150.5		8.85
46		148.5	161.2		9.47
48		161.7	175.5		10.32
50		175.4	190.4		11.19
50.8	2	181.1	196.5		11.55
52		189.8	205.9		12.11
54		204.6	222.1		13.06
56		220.1	238.8		14.04
57.2	2-1/4	229.6	249.2		14.65
58		236.1	256.2		15.06
60		252.6	274.2		16.12
63.5	2-1/2	283.0	307.1		18.05
66		305.7			19.50
68		324.5			20.70
70	2-3/4	343.9			21.94
72		363.8			23.21
74		384.3			24.52
76.2	3	407.5			26.00

Flexfil 8


Nominal Dia.		Minimum Breaking Load (Metric Ton)			Approx Weight
		180 Kg/mm ²	200 Kg/mm ²	220 Kg/mm ²	
mm	inch	1770 N/mm ²	1960 N/mm ²	2160 N/mm ²	Kg/m
22		33.4	37.2	40.3	2.12
23		36.5	40.7	44.0	2.32
24		39.8	44.3	47.9	2.52
25		43.1	48.1	52.0	2.73
26		46.7	52.0	56.2	2.96
28		54.1	60.3	65.2	3.43
28.6	1-1/8	56.5	62.9	68.0	3.58
30	1-3/16	62.1	69.2	74.9	3.94
32		70.7	78.8	85.2	4.48
34		79.8	88.9	96.1	5.06
35		84.5	94.2	101.9	5.36
36		89.4	99.7	107.8	5.67
38		99.7	111.1	120.1	6.32
38.1	1-1/2	100.2	111.6	120.7	6.35
40		110.4	123.1	133.1	7.00
42		121.7	135.7		7.72
44		133.6	148.9		8.47
45		139.8	155.7		8.86
46		146.0	162.7		9.25
48		159.0	177.2		10.08

□ Available upon request (Operation in poor condition is not recommendable.)


POWERLIFT Rope

9


1. Tower Crane




POWERLIFT 18



POWERLIFT 19



POWERLIFT M19

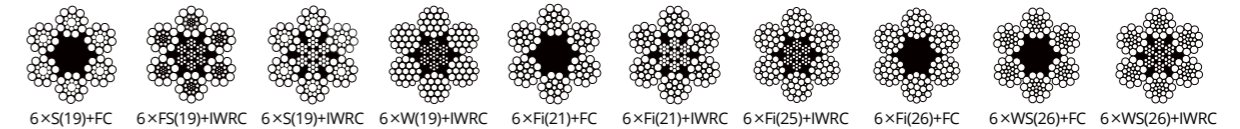


POWERLIFT 35, 35L

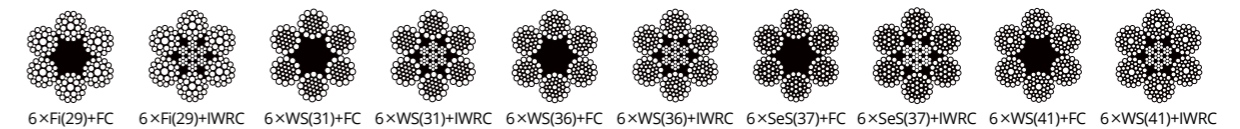
2. General Purpose

• POWERLIFT 6

6×19 Class Rope (Crane / Logging / Mining / Drilling / Fishing / Marine / Oil Field / Bridge / Cableway / General Engineering)

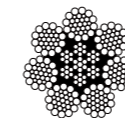


6×37 Class Rope (Crane / Fishing / Mining / Mooring / Excavator / Anchor / General Engineering)



3. Crane / Drilling / General Engineering


• POWERLIFT 7



7xWS(31)+IWRC


• POWERLIFT 8

8×19 Class Rope



8xFi(25)+IWRC 8xF(25)+FC 8xWS(26)+IWRC 8xWS(26)+FC

8×37 Class Rope



8xFi(29)+IWRC 8xF(29)+FC 8xWS(36)+IWRC 8xWS(36)+FC

1. Tower Crane

POWERLIFT 18

Nominal Dia.		Minimum Breaking Load (Metric Ton)			Approx Weight
		180 Kg/mm ²	200 Kg/mm ²	220 Kg/mm ²	
mm	inch	1770 N/mm ²	1960 N/mm ²	2160 N/mm ²	Kg/m
6		2.2	2.4	2.6	0.15
6.35	1/4	2.6	2.8	3.1	0.17
8	5/16	3.9	4.2	4.6	0.26
9		4.9	5.3	5.9	0.33
9.53	3/8	5.5	6.0	6.6	0.37
10		6.1	6.6	7.2	0.41
11.2	7/16	7.6	8.3	9.1	0.51
12		8.8	9.5	10.4	0.58
12.7	1/2	9.8	10.6	11.7	0.66
13		10.3	11.1	12.2	0.69
14		11.9	12.9	14.2	0.80
14.3	9/16	12.4	13.5	14.8	0.83
15		13.7	14.8	16.3	0.91
16	5/8	15.6	16.9	18.5	1.04
17.5	11/16	18.6	20.2	22.1	1.24
18		19.7	21.4	23.4	1.32
19	3/4	22.0	23.8	26.1	1.47
20		24.3	26.4	28.9	1.62
21	13/16	26.8	29.1	31.9	1.79
22		29.4	31.9	35.0	1.97
22.2	7/8	30.0	32.6	35.7	2.01
24	15/16	35.0	38.0	41.7	2.34
25		38.0	41.2	45.2	2.54
25.4	1	39.2	42.5	46.7	2.62
26		41.1	44.6	48.9	2.75
28		47.7	51.7	57.1	3.18
28.6	1-1/8	49.7	53.9	59.3	3.32
30	1-3/16	54.7	59.3	65.3	3.66
31.8	1-1/4	61.5	66.7	73.1	4.11
32		62.3	67.5	74.1	4.16

POWERLIFT 19

Nominal Dia.		Minimum Breaking Load (Metric Ton)			Approx Weight
		180 Kg/mm ²	200 Kg/mm ²	220 Kg/mm ²	
mm	inch	1770 N/mm ²	1960 N/mm ²	2160 N/mm ²	Kg/m
6		2.4	2.6	2.8	0.15
6.35	1/4	2.8	3.0	3.3	0.18
8	5/16	4.2	4.5	5.0	0.27
9		5.3	5.7	6.3	0.34
9.53	3/8	6.0	6.4	7.1	0.38
10		6.6	7.1	7.8	0.42
11.2	7/16	8.2	8.9	9.8	0.52
12		9.4	10.2	11.2	0.60
12.7	1/2	10.6	11.4	12.5	0.67
13		11.1	12.0	13.1	0.70
14		12.8	13.9	15.2	0.82
14.3	9/16	13.4	14.5	15.9	0.85
15		14.8	15.9	17.5	0.94
16	5/8	16.8	18.1	19.9	1.07
17.5	11/16	20.1	21.7	23.8	1.28
18		21.2	23.0	25.2	1.35
19	3/4	23.7	25.6	28.1	1.50
20		26.2	28.3	31.1	1.67
21	13/16	28.9	31.2	34.3	1.84
22		31.7	34.3	37.6	2.02
22.2	7/8	32.4	35.0	38.4	2.06
24	15/16	37.8	40.8	44.8	2.40
25		41.0	44.3	48.6	2.60
25.4	1	42.3	45.7	50.2	2.69
26		44.3	47.9	52.6	2.82
28		51.4	55.5	61.1	3.27
28.6	1-1/8	53.6	57.9	63.8	3.41
30	1-3/16	59.0	63.8	70.1	3.75
31.8	1-1/4	66.3	71.6	79.1	4.21
32		67.1	72.5	80.1	4.27

POWERLIFT M19

Nominal Dia.		Minimum Breaking Load (Metric Ton)			Approx Weight
		180 Kg/mm ²	200 Kg/mm ²	220 Kg/mm ²	
mm	inch	1770 N/mm ²	1960 N/mm ²	2160 N/mm ²	Kg/m
14		12.6	13.7	15.0	0.83
14.3	9/16	13.1	14.3	15.7	0.87
15		14.5	15.7	17.2	0.96
16	5/8	16.5	17.9	19.6	1.09
17.5	11/16	19.7	21.4	23.5	1.30
18		20.8	22.6	24.8	1.38
19	3/4	23.2	25.2	27.7	1.54
20		25.7	27.9	30.6	1.70
21	13/16	28.4	30.8	33.8	1.88
22	7/8	31.1	33.8	37.1	2.06
22.2	15/16	31.8	34.5	37.8	2.10
24		37.0	40.2	44.1	2.45
25		40.2	43.6	47.9	2.66
25.4	1	41.5	45.0	49.4	2.74
26		43.5	47.2	51.8	2.88
28		50.4	54.7	60.1	3.34
28.6	1-1/8	52.6	57.1	62.8	3.48
30	1-3/16	57.9	62.8	69.1	3.83
31.8	1-1/4	65.0	70.6	77.1	4.30
32		65.8	71.5	78.1	4.36

POWERLIFT 35, 35L

Nominal Dia.		Minimum Breaking Load (Metric Ton)			Approx Weight
		180 Kg/mm ²	200 Kg/mm ²	220 Kg/mm ²	
mm	inch	1770 N/mm ²	1960 N/mm ²	2160 N/mm ²	Kg/m
14		13.7	16.3	17.9	0.87
14.3	9/16	14.3	17.0	18.5	0.91
15		15.7	18.7	20.3	1.00
16	5/8	17.9	21.3	23.0	1.14
17.5	11/16	21.4	25.5	27.6	1.36
18		22.6	26.9	29.5	1.44
19	3/4	25.2	30.0	32.6	1.60
20		28.0	33.3	36.1	1.78
21	13/16	30.8	36.7	39.8	1.96
22		33.8	40.3	43.7	2.15
22.2	7/8	34.5	41.1	44.6	2.19
24	15/16	40.3	47.9	51.9	2.56
25		43.7	52.0	56.3	2.77
25.4	1	45.1	53.7	58.2	2.86
26		47.3	56.2	61.0	3.00
28		54.8	65.2	70.4	3.48
28.6	1-1/8	57.2	68.0	73.5	3.63
30	1-3/16	62.9	74.8	80.8	3.99
31.8	1-1/4	70.7	84.1	90.8	4.49
32		71.6	85.2	92.0	4.55
34		80.8	96.1	103.8	5.13
35	1-3/8	85.6	101.9	110.0	5.44
36		90.6	107.8	116.4	5.75
38		100.9	120.1	129.7	6.41

□ Available upon request (Operation in poor condition is not recommendable.)



2. General Purpose

POWERLIFT 6

•6×19 Class Rope

Nominal Dia.		Minimum Breaking Load (Metric Ton)					Approx Weight	
		180 kg/m ²		200 kg/m ²		220 kg/m ²		
mm	inch	1770 N/m ²		1960 N/m ²		2160 N/m ²		kg/m
		FC	IWRC	FC	IWRC	IWRC	FC	IWRC
6		2.1	2.4	2.3	2.7	2.9	0.13	0.16
6.4	1/4	2.5	2.9	2.8	3.2	3.5	0.16	0.18
8	5/16	3.8	4.3	4.1	4.8	5.2	0.23	0.28
9		4.8	5.4	5.2	6.1	6.6	0.29	0.35
9.5	3/8	5.4	6.1	5.9	6.8	7.4	0.33	0.39
10		5.9	6.7	6.5	7.5	8.1	0.36	0.43
11.2	7/16	7.4	8.4	8.1	9.4	10.2	0.46	0.54
12		8.5	9.7	9.3	10.8	11.7	0.52	0.62
12.7	1/2	9.5	10.8	10.5	12.1	13.1	0.59	0.69
13		10.0	11.4	10.9	12.7	13.7	0.61	0.73
14		11.6	13.2	12.7	14.7	15.9	0.71	0.84
14.3	9/16	12.1	13.7	13.2	15.3	16.6	0.74	0.88
15		13.3	15.1	14.6	16.9	18.3	0.82	0.97
16	5/8	15.1	17.2	16.6	19.2	20.8	0.93	1.10
17.5	11/16	18.1	20.6	19.8	23.0	24.9	1.11	1.32
18		19.2	21.8	21.0	24.3	26.3	1.18	1.40
19	3/4	21.4	24.3	23.4	27.1	29.3	1.31	1.55
20		23.7	26.9	25.9	30.0	32.5	1.46	1.72
21	13/16	26.1	29.6	28.6	33.1	35.8	1.60	1.90
22		28.6	32.5	31.4	36.3	39.3	1.76	2.08
22.2	7/8	29.2	33.1	31.9	37.0	40.2	1.79	2.12
24	15/16	34.1	38.7	37.3	43.2	46.8	2.10	2.48
25		37.0	42.0	40.5	46.9	50.8	2.27	2.69
25.4	1	38.2	43.4	41.8	48.4	52.4	2.35	2.78
26		40.0	45.4	43.8	50.7	55.0	2.46	2.91
28		46.4	52.7	50.8	58.8	63.7	2.85	3.38
28.6	1-1/8	48.4	55.0	53.0	61.3	66.5	2.98	3.52
30	1-3/16	53.3	60.5	58.3	67.5	73.2	3.28	3.88
31.8	1-1/4	59.8	68.0	65.5	75.8	82.2	3.68	4.35
32		60.6	68.8	66.3	76.8	83.2	3.73	4.41
34		68.4	77.7	74.9	86.7	94.0	4.21	4.98
35	1-3/8	72.5	82.3	79.4	91.9	99.6	4.46	5.27
36		76.7	87.1	84.0	97.2	105.4	4.72	5.58
38		85.4	97.1	93.6	108.3	117.4	5.25	6.22
38.1	1-1/2	85.9	97.6	94.1	108.9	118.0	5.28	6.25
40		94.7	107.6	103.7	120.0	130.1	5.82	6.89
42		104.4	118.6	114.3	132.3	142.4	6.42	7.60
44		114.5	130.1	125.4	145.2	156.4	7.04	8.34
44.5	1-3/4	116.9	132.8	128.0	148.2	160.0	7.19	8.51
46		125.2	142.2	137.1	158.7	170.0	7.70	9.11
48		136.3	154.9	149.3	172.8	184.0	8.38	9.92
50		147.9	168.1	162.0	187.5	200.0	9.10	10.76
50.8	2	152.7	173.5	167.2	193.5	206.0	9.39	11.11
52		160.0	181.8	175.2	202.8	216.0	9.84	11.64
54		172.5	196.0	188.9	218.7	230.0	10.61	12.56
56		185.5	210.8	203.2	235.2	246.0	11.41	13.50
57.2	2-1/4	193.6	219.9	212.0	245.4	258.0	11.91	14.09
58		199.0	226.1	218.0	252.3	264.0	12.24	14.48
60		213.0	242.0	233.0	270.0	282.0	13.10	15.50
63.5	2-1/2	238.6	271.1	260.4	302.4	318.0	14.67	17.36
66		257.7	292.8	281.4	326.7	344.0	15.85	18.76
68		273.6	310.8	301.8	346.8	366.0	16.83	19.91
70	2-3/4	289.9	329.4	318.6	373.8	390.0	17.83	21.10
72		306.7	348.5	336.6	393.6	414.0	18.86	22.32
74		324.0	368.1	356.4	414.0	438.0	19.93	23.58
76.2	3	343.5	390.3	377.4	441.0	462.0	21.13	25.00

•6×37 Class Rope

Nominal Dia.		Minimum Breaking Load (Metric Ton)					Approx Weight	
		180 kg/m ²		200 kg/m ²		220 kg/m ²		
mm	inch	1770 N/m ²		1960 N/m ²		2160 N/m ²		kg/m
		FC	IWRC	FC	IWRC	IWRC	FC	IWRC
6		2.2	2.5	2.4	2.7	3.0	0.13	0.16
6.4	1/4	2.6	2.9	2.9	3.2	3.5	0.16	0.19
8	5/16	3.9	4.4	4.3	4.9	5.3	0.24	0.28
9		4.9	5.6	5.4	6.2	6.7	0.30	0.36
9.5	3/8	5.5	6.3	6.1	6.9	7.5	0.34	0.40
10		6.0	6.9	6.7	7.6	8.2	0.37	0.44
11.2	7/16	7.6	8.7	8.4	9.5	10.3	0.47	0.55
12		8.7	10.0	9.6	11.0	11.9	0.54	0.63
12.7	1/2	9.7	11.2	10.8	12.3	13.3	0.60	0.71
13		10.2	11.7	11.3	12.9	13.9	0.63	0.74
14		11.8	13.6	13.1	14.9	16.2	0.73	0.86
14.3	9/16	12.3	14.1	13.7	15.6	16.9	0.76	0.90
15		13.6	15.6	15.1	17.1	18.6	0.84	0.99
16	5/8	15.4	17.7	17.1	19.5	21.1	0.95	1.12
17.5	11/16	18.5	21.2	20.5	23.3	25.3	1.14	1.34
18		19.5	22.4	21.7	24.7	26.7	1.21	1.42
19	3/4	21.8	25.0	24.2	27.5	29.8	1.35	1.58
20		24.1	27.7	26.8	30.4	33.0	1.49	1.76
21	13/16	26.6	30.5	29.5	33.6	36.4	1.64	1.94
22		29.2	33.5	32.4	36.8	39.9	1.80	2.12
22.2	7/8	29.7	34.2	33.0	37.6	40.7	1.84	2.17
24	15/16	34.7	39.8	38.5	43.8	47.5	2.15	2.53
25		37.7	43.2	41.8	47.6	51.6	2.33	2.74
25.4	1	38.9	44.6	43.2	49.1	53.2	2.41	2.83
26		40.7	46.7	45.2	51.5	55.8	2.52	2.97
28		47.3	54.2	52.5	59.7	64.7	2.92	3.44
28.6	1-1/8	49.3	56.6	54.7	62.3	67.5	3.05	3.59
30	1-3/16	54.3	62.2	60.2	68.5	74.2	3.36	3.95
31.8	1-1/4	61.0	69.9	67.7	77.0	83.4	3.77	4.44
32		61.7	70.8	68.5	77.9	84.5	3.82	4.49
34		69.7	79.9	77.4	88.0	95.4	4.31	5.07
35	1-3/8	73.8	84.7	82.0	93.2	101.1	4.57	5.38
36		78.1	89.6	86.7	98.6	106.9	4.83	5.69
38		87.0	99.8	96.6	109.9	119.1	5.38	6.34
38.1	1-1/2	87.5	100.4	97.1	110.5	119.8	5.41	6.37
40		96.4	110.6	107.1	121.8	132.0	5.96	7.02
42		106.3	122.0	118.0	134.3	145.4	6.58	7.74
44		116.7	133.9	129.6	147.4	159.5	7.22	8.50
44.5	1-3/4	119.1	136.6	132.2	150.4	162.6	7.37	8.67
46		127.5	146.3	141.6	161.1	173.2	7.89	9.29
48		138.9	159.3	154.2	175.4	188.4	8.59	10.11
50		150.7	172.9	167.3	190.3	204.4	9.32	10.97
50.8	2	155.6	178.4	172.7	196.4	210.6	9.62	11.33
52		163.0	187.0	180.9	205.8	219.0	10.08	11.87
54		175.8	201.6	195.1	221.9	236.4	10.87	12.80
56		189.0	216.8	209.9	238.7	254.4	11.69	13.76
57.2	2-1/4	197.2	226.2	218.9	249.0	264.0	12.20	14.36
58		202.8	232.6	225.1	256.0	270.0	12.54	14.76
60		217.0	248.9	240.9	274.0	288.0	13.42	15.80
63.5	2-1/2	243.1	278.8	266.9	306.9	324.0	15.03	17.70
66		262.6	301.2	285.6	331.5	351.0	16.24	19.12
68		278.7	319.7	301.9	351.9	372.0	17.24	20.29
70	2-3/4	295.4	338.8	321.4	373.8	396.0	18.27	21.51
72		312.5	358.4	341.4	393.6	418.0	19.32	22.75
74		330.1	378.6	361.4	414.0	441.0	20.41	24.03
76.2	3	350.0	401.5	381.4	441.0	462.0	21.65	25.48

• Other size is available upon request.
(Maximum production size of 6 X 37 Class Rope - Dia. 120mm)

3. Crane / Drilling / General Engineering

POWERLIFT 7

Nominal Dia.		Minimum Breaking Load (Metric Ton)			Approx Weight		
		180 kg/m ²		200 kg/m ²		220 kg/m ²	
mm	inch	1770 N/m ²		1960 N/m ²		2160 N/m ²	
		FC	IWRC	FC	IWRC	FC	IWRC
20		27.7		30.4		33.0	1.71
21	13/16	30.5		33.6		36.4	1.89
22		33.5		36.8		39.9	2.07
22.2	7/8	34.2		37.6		40.7	2.11
24	15/16	39.8		43.8		47.5	2.46
25		43.2		47.6		51.6	2.67
25.4	1	44.6		49.1		53.2	2.76
26		46.7		51.5		55.8	2.89
28		54.2		59.7		64.7	3.35
28.6	1-1/8	56.6		62.3		67.5	3.50
30	1-3/16	62.2		68.5		74.2	3.85
31.8	1-1/4	69.9		77.0		83.4	4.32
32		70.8		77.9		84.5	4.38
34		79.9		88.0		95.4	4.94
35	1-3/8	84.7		93.2		101.1	5.24
36		89.6		98.6		106.9	5.54
38		99.8		109.9		119.1	6.17
38.1	1-1/2	100.4		110.5		119.8	6.21
40		110.6		121.8		132.0	6.84
42		122.0		134.3		145.4	7.54
44		133.9		147.4		159.5	8.28
44.5	1-3/4	136.6		150.4		162.6	8.47
46		146.3		161.1		173.2	9.05
48		159.3		175.4		188.4	9.85

POWERLIFT 8

Elevator / Swaged Rope

10

Elevator Rope


Elevator rope manufactured by DSR WIRE CORP has following features.

Swaged Rope

By swaging the surface of wire rope, this construction is strong against abrasion and crushing, while maintaining high breaking strength. This construction is mainly used in logging industry as a sky line.

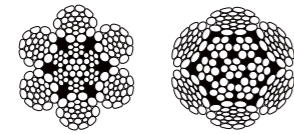
Elevator / Logging / Sky Line

• ELEVATOR ROPE



8×S(19)+FC

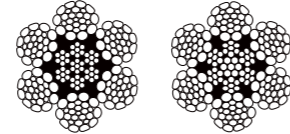
• SWAGED ROPE



6×WS(26)+IWRC

6×WS(26)+IWRC

• POWERSWAGED ROPE



6×Fi(25)+IWRC

6×WS(26)+IWRC



© Properties



SWAGED

Elevator / Logging / Sky Line

Elevator Rope

•8×S(19)+FC

Nominal Dia.	Minimum Breaking Load (Metric Ton)			Approx Weight
	135 Kg/mm ²	150 Kg/mm ²	165 Kg/mm ²	
mm	1330 N/mm ²	1470 N/mm ²	1620 N/mm ²	Kg/m
8	2.7	2.9	3.2	0.22
10	4.2	4.5	4.9	0.35
11.2	5.3	5.6	6.2	0.43
12	6.0	6.5	7.1	0.50
12.5	6.5	7.0	7.7	0.54
13	7.1	7.6	8.4	0.59
14	8.2	8.8	9.7	0.68
16	10.7	11.5	12.7	0.89

PowerSwaged Rope

• PowerSwaged Rope 6×Fi(25)+IWRC
6×WS(26)+IWRC

Nominal Dia.		Minimum Breaking Load		Approx Weight
mm	inch	Metric Ton	LBS	
12.7	1/2	17.2	37,940	0.97
14.3	9/16	21.9	48,350	1.23
15.9	5/8	26.2	57,860	1.52
17.5	11/16	32.3	71,310	1.84
19.1	3/4	38.9	85,850	2.19
20.6	13/16	45.2	99,590	2.58
22.2	7/8	51.5	113,520	2.99
23.8	15/16	60.0	132,200	3.43
25.4	1	66.9	147,400	3.90

Swaged Rope

• Swaged Rope 6×WS(26)+IWRC

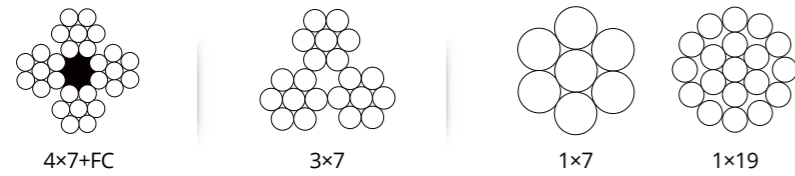
Nominal Dia.		Swaged		SuperSwaged	
		Minimum Breaking Load (Metric Ton)	Approx Weight Kg/m	Minimum Breaking Load (Metric Ton)	Approx Weight Kg/m
mm	inch				
11.2	7/16	11.0	0.69	12.1	0.70
12.6	1/2	14.5	0.87	15.9	0.90
14.3	9/16	18.3	1.07	20.5	1.16
16	5/8	22.4	1.30	25.1	1.44
17.5	11/16	27.1	1.54	30.4	1.74
19	3/4	32.0	1.81	35.8	2.05
20.6	13/16	37.6	2.11	42.1	2.42
22.2	7/8	43.3	2.75	48.5	2.81
24		50.2	3.10	54.2	3.28
25.4	1	56.2	3.48	60.7	3.67
28.6	1-1/8	71.3	4.30		
32	1-1/4	89.2	5.20		

General Purpose

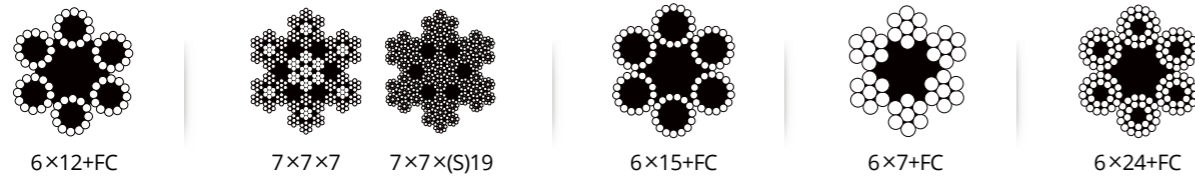
1. Bundling / Guard Cable / Zin-Coated Wire Strands

1. Bundling / Guard Cable / Zin-Coated Wire Strands


• Zin-Coated Wire Strands



2. Lashing / Sling / Mining / Fishing



3. General Purpose



• 4x7+FC

Nominal Dia.		Minimum Breaking Load (Metric Ton)			Approx Weight
mm	inch	1470 N/mm ²	1620 N/mm ²	1770 N/mm ²	Kg/m
8	5/16	3.6	4.0	4.3	0.24
9	3/8	4.5	5.0	5.4	0.30
10		5.6	6.2	6.7	0.37
11.2	7/16	7.1	7.8	8.5	0.47
12		8.1	8.9	9.8	0.54
12.5	1/2	8.8	9.7	10.6	0.58
14	9/16	11.1	12.2	13.3	0.73
16	5/8	14.5	15.9	17.4	0.95
18	11/16	18.3	20.2	21.9	1.20
20	13/16	22.4	24.6	26.9	1.48
22	7/8	27.4	30.2	33.0	1.80
24	15/16	32.6	35.8	39.2	2.14

• 3x7

Nominal Dia.		Minimum Breaking Load (Metric Ton)	Approx Weight
mm	inch		Kg/m
10		4.9	0.34
12		7.1	0.48
14	9/16	9.6	0.66
16	5/8	12.6	0.86
18	11/16	16.0	1.10

Zinc-Coated Steel Wire Strands

Nominal Diameter of Strand, in. (mm)	Number of Wires in Strands	Nominal Diameter of Coated Wires in Strand, in. (mm)	Minimum Breaking Strength of Strand, LBS (KN)			Approximate Weight of Strand, lb/1000ft (kg/304.8m)
			Utilities Grade	High Strength Grade	Extra-High Strength Grade	
1/4(6.35)	7	0.080(2.03)		4,750(21.129)	6,650(29.581)	121(55)
9/32(7.14)	7	0.093(2.36)	4,600(20.462)	6,400(28.469)	8,950(39.812)	164(74)
5/16(7.94)	7	0.104(2.64)		8,000(35.586)	11,200(49.820)	205(93)
5/16(7.94)	7	0.109(2.77)	6,000(26.689)			225(102)
3/8(9.52)	7	0.120(3.05)	11,500(51.155)	10,800(48.040)	15,400(68.503)	273(124)
7/16(11.11)	7	0.145(3.68)	18,000(80.068)	14,500(64.499)	20,800(92.523)	399(181)
1/2(12.70)	7	0.165(4.19)	25,000(111.206)	18,800(83.627)	26,900(119.657)	517(234)
1/2(12.70)	19	0.100(2.54)		19,100(84.961)	26,700(118.768)	504(229)
9/16(14.29)	7	0.188(4.78)		24,500(108.981)	35,000(155.688)	671(304)
9/16(14.29)	19	0.113(2.87)	24,100(107.202)	33,700(149.905)		637(289)
5/8(15.88)	7	0.207(5.26)		29,600(131.667)	42,400(188.605)	813(369)
5/8(15.88)	19	0.125(3.18)	28,100(124.995)	40,200(178.819)		796(361)
3/4(19.05)	19	0.150(3.81)	40,800(181.487)	58,300(259.331)		1,155(524)
7/8(22.22)	19	0.177(4.50)	55,800(248.211)	79,700(354.523)		1,581(717)
1(25.40)	19	0.200(5.08)	73,200(325.610)	104,500(464.839)		2,073(940)

2. Lashing / Sling / Mining / Fishing

•6×7+FC

Nominal Dia.	Minimum Breaking Load (Metric Ton)		Approx Weight
	165 Kg/mm ²	180 Kg/mm ²	
mm	1620 N/mm ²	1770 N/mm ²	Kg/m
6	2.1	2.3	0.13
7	2.9	3.2	0.18
8	3.8	4.2	0.23
9	4.9	5.3	0.30
10	6.0	6.6	0.37
11	7.3	8.0	0.44
12	8.7	9.5	0.53
13	10.2	11.2	0.62
14	11.9	13.0	0.72
16	15.5	17.0	0.95
18	19.6	21.5	1.20
20	24.3	26.5	1.48
22	29.3	32.0	1.79
24	34.9	38.2	2.14
26	41.0	44.8	2.51
28	47.5	51.9	2.91
30	54.6	59.6	3.34
32	62.0	67.8	3.80
34	70.0	76.6	4.29
36	78.5	85.9	4.81
38	87.5	95.7	5.36
40	96.9	106	5.94

•6×12+FC

Nominal Dia.	Minimum Breaking Load (Metric Ton)		Approx Weight
	150 Kg/mm ²	165 Kg/mm ²	
mm	1470 N/mm ²	1620 N/mm ²	Kg/m
6.0	1.2	1.3	0.09
7.0	1.6	1.7	0.13
8.0	2.1	2.3	0.17
9.0	2.6	2.9	0.22
10.0	3.3	3.6	0.27
11.0	4.0	4.4	0.33
12.0	4.7	5.2	0.39
13.0	5.6	6.1	0.46
14.0	6.5	7.1	0.53
16.0	8.5	9.3	0.69
18.0	10.8	11.9	0.88
20.0	13.3	14.6	1.09
21.0	16.1	17.7	1.32
24.0	19.2	21.1	1.57
26.0	22.5	24.8	1.85
28.0	26.1	28.7	2.14
30.0	29.9	32.9	2.46
32.0	34.1	37.5	2.80
34.0	38.5	42.4	3.16
36.0	43.1	47.4	3.54
38.0	48.0	52.8	3.95
40.0	53.2	58.5	4.37

•6×15+FC

Nominal Dia.	Minimum Breaking Load (Metric Ton)		Approx Weight
	150 Kg/mm ²	165 Kg/mm ²	
mm	1470 N/mm ²	1620 N/mm ²	Kg/m
8.0	1.7	1.8	0.12
9.0	2.1	2.3	0.15
9.5	2.4	2.6	0.16
10.0	2.6	2.8	0.18
11.2	3.3	3.6	0.23
12.0	3.8	4.1	0.26
12.6	4.2	4.5	0.29
13.0	4.5	4.8	0.31
14.0	5.2	5.6	0.36
14.3	5.5	5.9	0.38
15.0	6.0	6.5	0.42
16.0	6.8	7.4	0.47
17.5	8.2	8.8	0.57
18.0	8.7	9.3	0.60
19.0	9.7	10.4	0.67
20.0	10.8	11.6	0.74
21.0	11.9	12.8	0.82
22.4	13.5	14.5	0.93
25.0	16.8	18.1	1.16
25.4	17.4	18.7	1.20
26.0	18.2	19.6	1.26
28.0	21.1	22.7	1.46
28.6	22.0	23.7	1.52
30.0	24.2	26.0	1.68

•6×24+FC

Nominal Dia.	Minimum Breaking Load (Metric Ton)			Approx Weight
	150 Kg/mm ²	165 Kg/mm ²	180 Kg/mm ²	
mm	1470 N/mm ²	1620 N/mm ²	1770 N/mm ²	Kg/m
8.0	2.9	3.2	3.5	0.21
9.0	3.7	4.0	4.4	0.26
9.5	4.2	4.5	4.9	0.30
10.0	4.6	5.0	5.4	0.33
11.2	5.8	6.3	6.8	0.41
12.0	6.7	7.2	7.8	0.47
12.6	7.3	7.9	8.6	0.52
13.0	7.8	8.4	9.2	0.56
14.0	9.1	9.8	10.7	0.65
14.3	9.5	10.3	11.2	0.67
15.0	10.5	11.3	12.3	0.74
16.0	11.9	12.8	14.0	0.85
17.5	14.2	15.4	16.8	1.01
18.0	15.1	16.3	17.7	1.07
19.0	16.8	18.1	19.8	1.19
20.0	18.6	20.1	21.9	1.32
21.0	20.5	22.1	24.1	1.46
22.4	23.3	25.2	27.5	1.66
24.0	26.8	28.9	31.5	1.91
25.0	29.1	31.4	34.2	2.07
25.4	30.0	32.4	35.3	2.14
26.0	31.4	33.9	37.0	2.24
28.0	36.5	39.3	42.9	2.60
28.6	38.0	41.0	44.8	2.71
30.0	41.9	45.2	49.3	2.98
32.0	47.6	51.4	56.1	3.40
34.0	53.8	58.0	63.3	3.83
35.0	57.0	61.5	67.1	4.06
36.0	60.3	65.0	71.0	4.30
38.0	67.2	72.5	79.1	4.79
40.0	74.4	80.3	87.6	5.31
41.5	80.1	86.4	94.3	5.71
42.0	82.0	88.5	96.6	5.85
44.0	90.0	97.2	106.0	6.42
44.5	92.1	99.4	108.0	6.57
46.0	98.4	106.0	116.0	7.02
48.0	107.0	116.0	126.0	7.64
50.0	116.0	125.0	137.0	8.30
50.8	120.0	130.0	141.0	8.56
52.0	126.0	136.0	148.0	8.97
54.0	136.0	146.0	160.0	9.68
56.0	146.0	157.0	172.0	10.41
57.2	152.0	164.0	179.0	10.86
58.0	156.0	169.0	184.0	11.17
60.0	167.0	181.0	197.0	11.95

•7×7×7 / 7×7×(S)19

Nominal Dia.		Construction	Minimum Breaking Load (Ton)	Approx Weight
mm	inch			Kg/m
9.0	3/8	7×7×7	5.1	0.31
12.5	1/2		8.8	0.55
16.0	5/8		13.2	0.86
19.0	3/4	7×7×(S)19	18.1	1.31
22.0	7/8		24.0	1.77
25.0	1		30.6	2.32



3. General Purpose

•6×37+FC / 6×37+IWRC

Nominal Dia.	Minimum Breaking Load (Metric Ton)				Approx Weight	
	180Kg/mm ²		200 Kg/mm ²		Kg/m	
	1770 N/mm ²		1960 N/mm ²			
mm	FC	IWRC	FC	IWRC	FC	IWRC
8.0	3.7	4.1	4.0	4.3	0.23	0.25
9.0	4.6	5.2	5.0	5.5	0.29	0.32
9.5	5.2	5.8	5.6	6.1	0.32	0.36
10.0	5.7	6.4	6.2	6.8	0.36	0.40
11.2	7.2	8.1	7.8	8.5	0.45	0.50
12.0	8.3	9.3	9.0	9.8	0.51	0.57
12.6	9.1	10.3	9.9	10.9	0.57	0.63
13.0	9.7	10.9	10.6	11.6	0.60	0.67
14.0	11.3	12.7	12.3	13.4	0.70	0.78
14.3	11.8	13.2	12.8	14.0	0.73	0.82
15.0	13.0	14.6	14.1	15.4	0.81	0.90
16.0	14.8	16.6	16.0	17.5	0.92	1.02
17.5	17.7	19.8	19.2	21.0	1.10	1.23
18.0	18.7	20.9	20.3	22.2	1.16	1.30
19.0	20.9	23.4	22.6	24.7	1.30	1.45
20.0	23.1	25.9	25.1	27.4	1.44	1.60
21.0	25.5	28.6	27.6	30.2	1.58	1.77
22.4	29.0	32.5	31.4	34.4	1.80	2.01
24.0	33.3	37.3	36.1	39.4	2.07	2.31
25.0	36.1	40.4	39.2	42.8	2.25	2.51
25.4	37.3	41.8	40.4	44.2	2.32	2.59
26.0	39.1	43.8	42.3	46.3	2.43	2.71
28.0	45.3	50.7	49.1	53.7	2.82	3.15
28.6	47.3	53.0	51.2	56.0	2.94	3.22
30.0	52.0	58.2	56.4	61.6	3.24	3.61
32.0	59.2	66.3	64.1	70.1	3.68	4.11
34.0	66.8	74.8	72.4	79.1	4.16	4.64
35.0	70.8	79.3	76.7	83.9	4.41	4.92
36.0	74.9	83.9	81.2	88.7	4.66	5.21
38.0	83.5	93.5	90.5	98.9	5.20	5.80
40.0	92.5	104.0	100.0	110.0	5.76	6.43
41.5	99.6	112.0	108.0	118.0	6.20	6.92
42.0	102.0	114.0	111.0	121.0	6.35	7.09
44.0	112.0	125.0	121.0	133.0	6.97	7.78
44.5	115.0	129.0	124.0	136.0	7.13	7.96
46.0	122.0	137.0	133.0	145.0	7.62	8.50
48.0	133.0	149.0	144.0	158.0	8.30	9.26
50.0	145.0	162.0	157.0	171.0	9.00	10.05
50.8	149.0	167.0	162.0	177.0	9.29	10.37
52.0	156.0	175.0	169.0	185.0	9.74	10.87
54.0	169.0	189.0	183.0	200.0	10.51	11.72
56.0	181.0	203.0	196.0	215.0	11.30	12.61
57.2	189.0	212.0	205.0	224.0	11.79	13.15
58.0	195.0	218.0	211.0	230.0	12.12	13.52
60.0	208.0	233.0	226.0	246.0	12.97	14.47
63.0	230.0	258.0	249.0	272.0	14.30	15.95
63.5	233.0	261.0	253.0	276.0	14.53	16.21
74.0	317.0	355.0	343.0	375.0	19.73	22.01
76.2	336.0	376.0	364.0	398.0	20.92	23.34

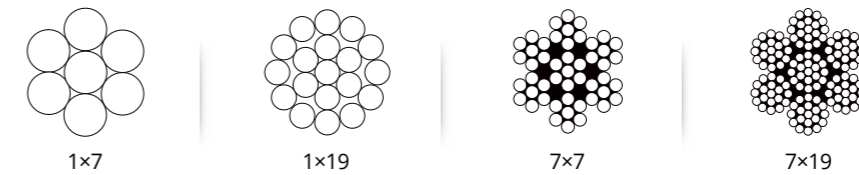
•6×19+FC / 6×19+IWRC

Nominal Dia.	Minimum Breaking Load (Metric Ton)			Approx Weight	
	180Kg/mm ²		200 Kg/mm ²	Kg/m	
	1770 N/mm ²		1960 N/mm ²		
mm	FC	IWRC	IWRC	FC	IWRC
6	2.1	2.3	2.5	0.13	0.14
7	2.8	3.2	3.5	0.17	0.19
8	3.7	4.2	4.6	0.23	0.25
9	4.7	5.5	5.9	0.29	0.32
10	5.8	6.6	7.1	0.36	0.40
11	7.1	8.0	8.6	0.44	0.49
12	8.4	9.5	10.4	0.52	0.58
13	9.9	11.2	12.1	0.61	0.68
14	11.5	13.2	14.2	0.71	0.79
16	15.0	17.1	18.4	0.93	1.04
18	19.0	21.5	23.2	1.18	1.31
20	23.5	26.6	28.7	1.46	1.62
22	28.4	32.2	34.8	1.76	1.95
24	33.8	38.3	41.3	2.10	2.33
26	39.7	45.0	48.5	2.46	2.74
28	46.1	52.1	56.3	2.85	3.16
30	52.9	60.0	64.8	3.28	3.65
32	60.2	68.0	73.7	3.73	4.15
34	67.9	76.9	83.0	4.21	4.68
36	76.1	86.2	93.1	4.72	5.25
38	84.8	96.1	103	5.26	5.85
40	94.0	106	115	5.82	6.48
42	104	117		6.42	7.14
44	114	129		7.05	7.84
46	124	141		7.70	8.57
48	135	153		8.39	9.33
50	147	166		9.10	10.1
52	159	180		9.84	11.0
54	171	194		10.6	11.8
56	184	209		11.4	12.7
58	198	224		12.2	13.6
60	212	240		13.1	14.6
62	226	256		14.0	15.6
64	241	273		14.9	16.6
66	256	290		15.9	17.6

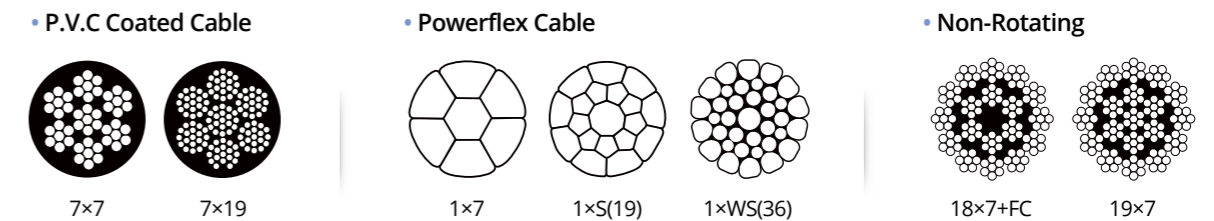
Stainless Steel Wire Rope



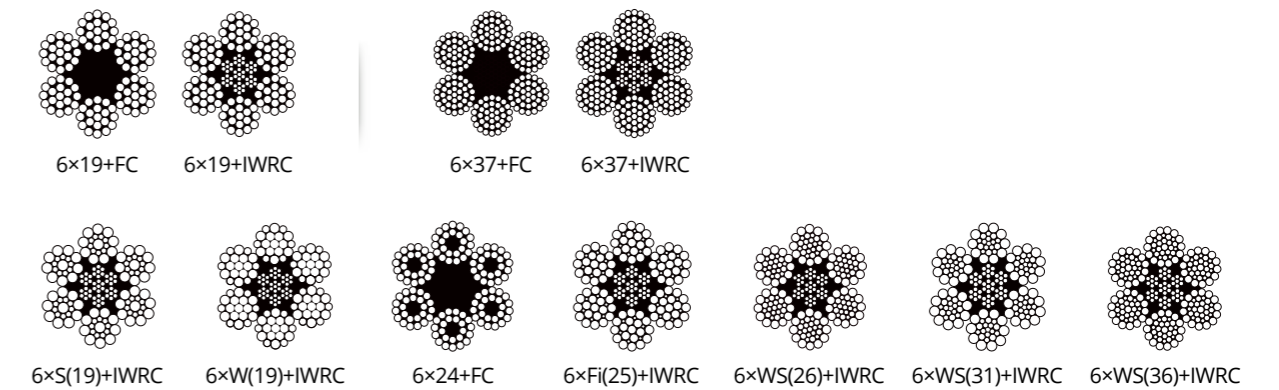
1. Aircraft Cable



2. P.V.C Coated / Powerflex Cable / Non-Rotating



3. Stainless Steel Wire Rope



1. Aircraft Cable

•1×7

Nominal Dia.		Approx Weight	AISI304		AISI316	
mm	inch		LBS	KN	LBS	KN
0.8	1/32	0.326	150	0.67	132	0.59
1.2	3/64	0.734	375	1.67	320	1.42
1.6	1/16	1.30	570	2.53	520	2.31
2.0	5/64	2.04	850	3.78	770	3.42
2.4	3/32	2.94	1,200	5.33	1,090	4.85
2.8	7/64	4.00	1,600	7.11	1,450	6.45
3.2	1/8	5.22	2,100	9.34	1,910	8.49
4.0	5/32	8.16	3,300	14.67	3,000	13.34
4.8	3/16	11.75	4,700	20.89	4,270	18.98
5.6	7/32	15.99	6,300	28.01	5,730	25.47
6.4	1/4	20.89	8,500	37.78	7,730	34.36
7.2	9/32	26.44	10,500	46.68	9,450	42.01
8.0	5/16	32.64	13,200	58.68	12,280	54.59
9.6	3/8	47.00	18,000	80.02	16,300	72.46

•1×19

Nominal Dia.		Approx Weight	AISI304		AISI316	
mm	inch		LBS	KN	LBS	KN
0.8	1/32	0.326	150	0.67	130	0.58
1.2	3/64	0.734	375	1.67	320	1.42
1.6	1/16	1.148	550	2.44	480	2.13
2.0	5/64	2.040	850	3.78	740	3.29
2.4	3/32	2.938	1,200	5.33	1,070	4.76
2.8	7/64	3.998	1,600	7.11	1,440	6.40
3.2	1/8	5.222	2,100	9.34	1,890	8.40
4.0	5/32	8.160	3,300	14.67	3,000	13.34
4.8	3/16	11.750	4,700	20.89	4,270	18.98
5.6	7/32	15.994	6,300	28.01	5,730	25.47
6.4	1/4	20.890	8,200	36.45	7,460	33.16
7.2	9/32	26.438	10,300	45.79	9,360	41.61
8.0	5/16	32.640	12,500	55.57	11,800	52.45
9.6	3/8	47.002	17,500	77.79	16,500	73.35
11.2	7/16	62.950	24,000	106.69	22,800	101.35
12.7	1/2	82.258	31,000	137.80	29,500	131.14
14.3	9/16	104.290	38,000	168.92	36,100	160.47
16.0	5/8	130.560	47,400	210.71	44,970	199.90
18.0	11/16	165.240	60,000	266.70	56,900	253.00
19.0	3/4	184.110	66,900	297.10	64,300	285.90

•7×7

Nominal Dia.		Approx Weight	AISI304		AISI316	
mm	inch		LBS	KN	LBS	KN
1.2	3/64	0.576	270	1.20	240	1.07
1.6	1/16	0.900	480	2.13	420	1.87
2.0	5/64	1.600	650	2.89	570	2.53
2.4	3/32	2.304	920	4.09	810	3.60
3.2	1/8	4.096	1,700	7.56	1,510	6.71
4.0	5/32	6.400	2,500	11.11	2,270	10.09
4.8	3/16	9.216	3,700	16.45	3,350	14.89
5.6	7/32	12.544	4,800	21.34	4,360	19.38
6.4	1/4	16.384	6,100	27.12	5,600	24.89
7.2	9/32	20.736	7,600	33.78	7,000	31.12
8.0	5/16	25.600	9,000	40.01	8,100	36.01
9.6	3/8	36.864	12,500	55.57	11,400	50.68
11.2	7/16	50.176	16,900	75.13	15,400	68.46
12.7	1/2	64.516	22,800	101.35	20,900	92.91
14.3	9/16	81.796	28,000	124.47	25,800	114.69
16.0	5/8	102.400	35,000	155.58	32,400	144.03
19.0	3/4	144.400	49,600	220.49	45,700	203.15
22.2	7/8	197.136	66,500	295.61	61,300	272.50

•7×19

Nominal Dia.		Approx Weight	AISI304		AISI316	
mm	inch		LBS	KN	LBS	KN
2.0	5/64	1.600	650	2.89	560	2.49
2.4	3/32	2.304	920	4.09	810	3.60
3.2	1/8	4.096	1,760	7.82	1,530	6.80
4.0	5/32	6.400	2,400	10.67	2,110	9.38
4.8	3/16	9.216	3,700	16.45	3,210	14.27
5.6	7/32	12.544	5,000	22.23	4,350	19.34
6.4	1/4	16.384	6,400	28.45	5,600	24.89
7.2	9/32	20.736	7,800	34.67	6,800	30.23
8.0	5/16	25.600	9,000	40.01	8,200	36.45
9.6	3/8	36.864	12,000	53.34	11,000	48.90
11.2	7/16	50.176	16,500	73.35	15,000	66.68
12.7	1/2	64.516	22,800	101.35	20,700	92.02
14.3	9/16	81.796	28,500	126.69	26,000	115.58
16.0	5/8	102.400	35,000	155.58	31,900	141.80
19.0	3/4	144.400	49,600	220.49	45,100	200.48
22.2	7/8	197.136	66,500	295.61	60,500	268.94
25.4	1	258.064	85,400	379.63	77,600	344.95
28.6	1-1/8	327.184	106,400	472.98	96,400	428.52
32.0	1-1/4	409.600	129,400	575.22	118,000	524.54

2. P.V.C Coated / Powerflex Cable / Non-Rotating

P.V.C Coated Cable

•7×7

Nominal Dia.(inch)		Approx Weight (Kg/100m)		
Cable	P.V.C	Cable	P.V.C	Total
1/16	3/32	0.90	0.34	1.24
1/16	1/8	0.90	0.81	1.71
1/16	3/16	0.90	2.17	3.07
3/32	1/8	2.30	0.47	2.77
3/32	5/32	2.30	1.09	3.39
3/32	3/16	2.30	1.83	4.13
1/8	3/16	4.10	1.37	5.47
1/8	1/4	4.10	3.26	7.36
3/16	5/16	9.22	4.32	13.54

•7×19

Nominal Dia.(inch)		Approx Weight (Kg/100m)		
Cable	P.V.C	Cable	P.V.C	Total
1/8	3/16	4.10	1.36	5.46
1/8	7/32	4.10	2.24	6.34
1/8	1/4	4.10	3.26	7.36
5/32	7/32	6.40	1.63	8.03
3/16	1/4	9.22	1.90	11.12
3/16	5/16	9.22	4.34	13.56
1/4	5/16	16.40	2.44	18.84
1/4	3/8	16.40	5.43	21.83
5/16	13/32	25.60	4.46	30.06
5/16	7/16	25.60	6.51	32.11
3/8	7/16	36.86	3.53	40.39
3/8	15/32	36.86	5.24	42.10

Powerflex Cable

Const.	Nominal Dia.	Approx Weight	Nominal B.S
	mm	Kg/100m	KN
1×7	2	2.28	4.31
	2.5	3.56	6.76
	3	5.13	9.80
	3.5	6.98	13.23
	4	9.12	17.44
1×S(19)	3	5.40	9.81
	4	9.60	17.44
	5	15.00	25.48
	6	21.60	35.28
	7	29.40	49.00
	8	38.40	61.74
	10	60.00	98.00
1×WS(36)	11	72.60	118.58
	12	86.40	142.10
	14	118.00	189.14
	16	152.00	250.88
19	217.00	303.00	

Non-Rotating

Nominal Dia.	18×7 + FC			19×7		
	Approx Weight	Nominal B.S(KN)		Approx Weight	Nominal B.S(KN)	
mm	Kg/100m	AISI304	AISI316	Kg/100m	AISI304	AISI316
6	14.4	19.60	18.03	15.1	20.87	18.52
8	25.6	35.08	31.95	26.9	37.04	32.93
9	32.4	44.30	40.47	34.0	46.84	41.65
10	40.0	54.78	49.98	42.0	57.92	51.45
11	48.4	66.44	60.47	50.8	70.07	62.23
12	57.6	78.79	71.93	60.5	83.30	74.09
13	67.6	92.61	84.38	71.0	97.80	86.93
14	78.4	106.82	97.90	82.3	113.68	100.94
15	90.0	122.50	111.72	94.5	129.36	114.66
16	102.0	139.16	127.40	108.0	147.98	131.32
18	130.0	177.38	162.68	136.0	187.18	166.60
19	144.0	197.96	180.32	152.0	207.76	185.22
20	160.0	218.54	199.92	168.0	231.28	205.80
22	194.0	265.58	242.06	203.0	280.28	248.92

3. Stainless Steel Wire Rope

•6×19+FC

Nominal Dia.	Approx Weight	Nominal B.S.(KN)	
		AISI304	AISI316
mm	Kg/100m		
6	13.1	17.54	15.78
7	17.8	23.91	21.46
8	23.3	30.87	27.73
9	29.5	39.00	35.08
10	36.4	48.22	43.32
12	52.4	69.38	62.43
13	61.5	81.44	73.30
14	71.3	94.47	84.97
15	81.9	108.78	97.90
16	93.2	123.48	111.13
18	118.0	155.82	140.24
19	131.0	174.44	157.00
20	146.0	193.06	173.75
22	181.0	233.24	209.92
24	210.0	277.34	249.61
25	228.0	301.84	271.66
26	246.0	325.36	292.82
28	285.0	377.30	339.57
30	328.0	434.14	390.73
32	373.0	493.92	444.53

•6×19+IWRC

Nominal Dia.	Approx Weight	Nominal B.S.(KN)	
		AISI304	AISI316
mm	Kg/100m		
6	14.8	20.48	18.42
7	20.1	27.83	24.99
8	26.2	33.32	29.99
9	33.2	42.14	37.93
10	41.0	52.04	46.84
12	59.0	74.97	67.52
13	69.3	87.91	79.18
14	80.4	101.92	91.73
15	92.3	117.60	105.84
16	105.0	133.28	119.56
18	133.0	168.56	150.92
19	148.0	190.12	170.52
20	164.0	207.76	186.20
22	204.0	251.86	226.38
24	236.0	299.88	269.50
25	256.0	327.32	294.00
26	277.0	351.82	316.54
28	321.0	407.68	366.52
30	369.0	468.44	421.40
32	420.0	533.12	479.22

•6×37+FC

Nominal Dia.	Approx Weight	Nominal B.S.(KN)	
		AISI304	AISI316
mm	Kg/100m		
12	51.8	66.54	59.88
13	60.8	78.11	70.27
14	70.6	90.65	81.54
15	81.0	102.90	92.61
16	92.2	118.58	105.84
18	117.0	149.94	134.26
19	130.0	167.58	149.94
20	144.0	185.22	166.60
22	179.0	223.44	200.90
24	207.0	266.56	239.12
25	225.0	289.10	259.70
26	243.0	312.62	281.26
28	282.0	362.60	326.34
30	324.0	418.46	376.32
32	369.0	473.34	425.32

•6×37+IWRC

Nominal Dia.	Approx Weight	Nominal B.S.(KN)	
		AISI304	AISI316
mm	Kg/100m		
12	59.0	71.93	64.68
13	69.3	84.38	75.85
14	80.4	97.80	88.00
15	92.3	112.70	104.37
16	105.0	127.40	114.66
18	133.0	161.70	145.04
19	148.0	183.26	164.64
20	164.0	199.92	179.34
22	204.0	242.06	217.56
24	236.0	287.14	257.74
25	256.0	317.52	285.18
26	277.0	337.12	302.82
28	321.0	391.02	351.82
30	369.0	451.78	405.72
32	420.0	511.56	459.62

• 6×S(19)+IWRC, 6×W(19)+IWRC, 6×Fi(25)+IWRC, 6×WS(26)+IWRC, 6×WS(31)+IWRC, 6×WS(36)+IWRC

Nominal Dia.	Approx Weight	Nominal B.S.(KN)	
		AISI304	AISI316
mm	Kg/100m		
8	26.9	40.28	35.77
9	34.0	50.96	45.28
10	42.0	63.01	55.86
12	60.5	90.75	80.46
13	71.0	106.43	94.47
14	82.3	123.48	109.47
15	94.5	141.81	125.73
16	108.0	161.31	143.08
18	136.0	204.13	181.10
19	152.0	227.46	201.78
20	168.0	252.06	223.54
22	209.0	304.98	270.48
24	242.0	362.89	321.93
25	263.0	393.76	349.27
26	284.0	425.91	377.79
28	329.0	494.02	438.16
30	378.0	567.13	503.03
32	430.0	645.23	572.32

•6×24+7FC

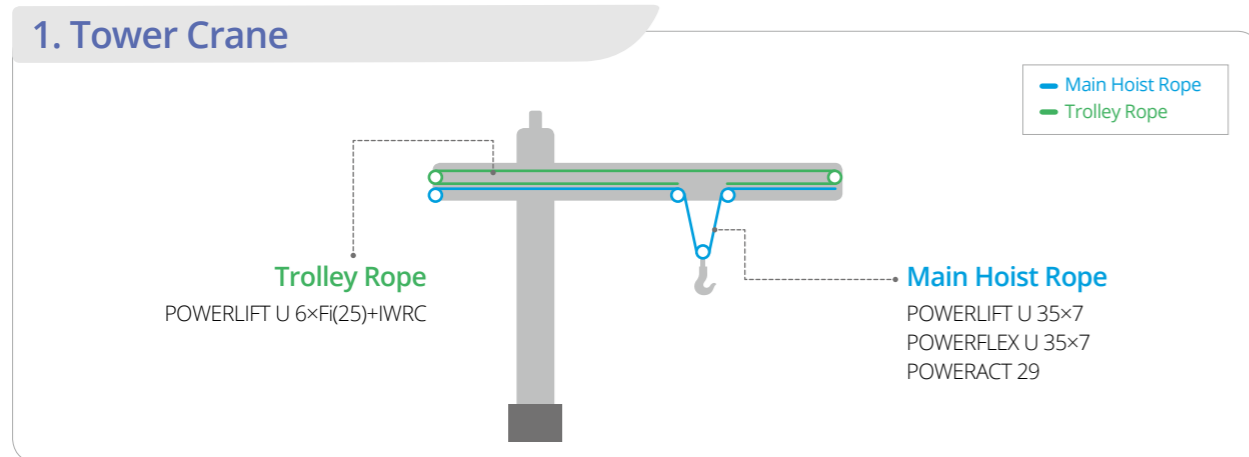
Nominal Dia.	Approx Weight	Nominal B.S.(KN)	
		AISI304	AISI316
mm	Kg/100m		
8	21.2	28.13	25.58
9	26.9	35.57	31.95
10	33.2	43.90	39.49
12	47.8	63.21	56.84
13	56.1	74.19	66.64
14	65.1	86.04	77.42
15	74.7	98.78	88.89
16	85.0	112.70	101.43
18	108.0	142.10	127.40
19	120.0	158.76	142.10
20	133.0	175.42	157.78
22	165.0	212.66	191.10
24	191.0	252.84	227.36
25	208.0	274.40	246.96
26	224.0	296.94	266.56
28	260.0	343.98	308.70
30	299.0	394.94	354.76
32	340.0	449.82	404.74



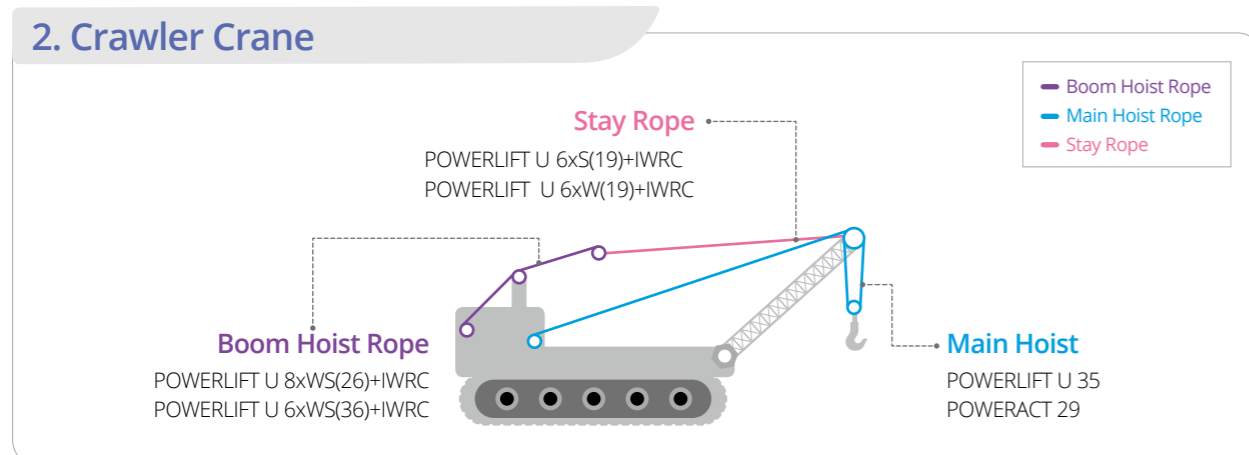
Rope Selection by Crane Application

13

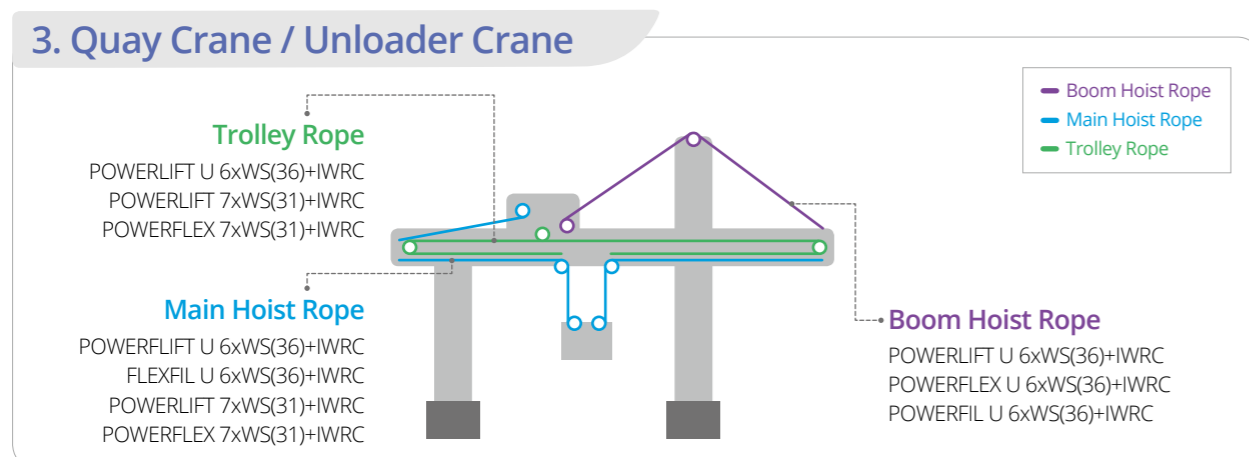
1. Tower Crane



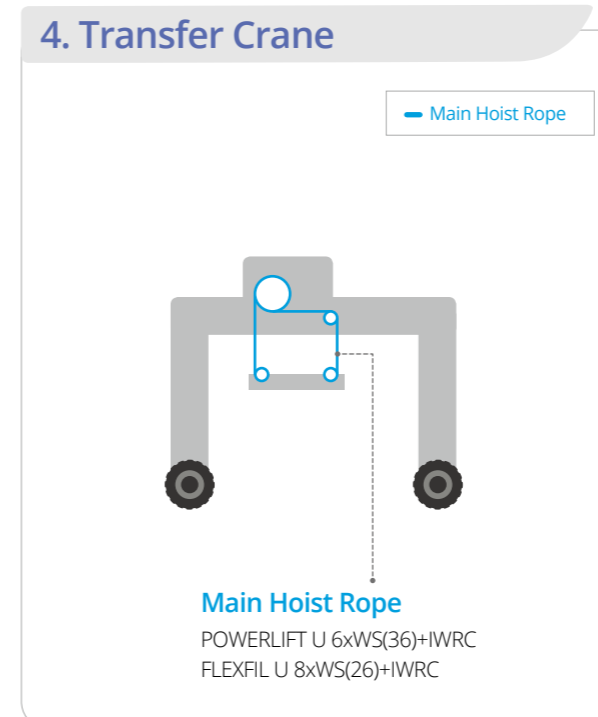
2. Crawler Crane



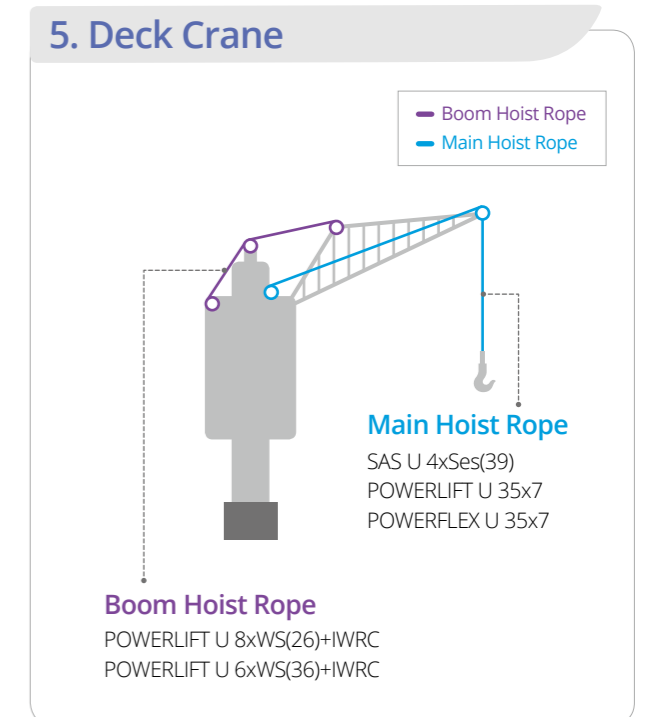
3. Quay Crane / Unloader Crane




4. Transfer Crane



5. Deck Crane



6. Overhead Travelling Crane



7. Goliath Crane

